

Summary Report_Campus Climate SP25

Response Counts








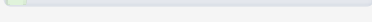


Totals: 587

1. Please indicate your age

Value	Percent	Responses
Under 18	0.6% <div><div></div></div>	3
18-21	70.6% <div><div></div></div>	377
22-25	12.7% <div><div></div></div>	68
26-30	6.7% <div><div></div></div>	36
31 or older	9.4% <div><div></div></div>	50
		Totals: 534

2. Please indicate your race and ethnicity (check all that apply)

Value	Percent	Responses
American Indian/Alaska Native	1.5% 	8
Asian	10.5% 	56
Black or African American	10.1% 	54
Hispanic/Latino	20.3% 	108
Native Hawaiian/Pacific Islander	0.2% 	1
White/Caucasian	60.2% 	321
Biracial/Multiracial/Multiethnic	6.4% 	34
Prefer not to answer	5.6% 	30






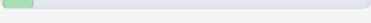

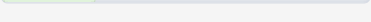






3. Which CIA campus are you currently attending?

Value	Percent	Responses
Hyde Park, NY	82.2% <div><div></div></div>	440
St. Helena, CA (Greystone)	6.4% <div><div></div></div>	34
Napa, CA (Copia)	0.9% <div><div></div></div>	5
San Antonio, TX	6.9% <div><div></div></div>	37
I attend online	3.6% <div><div></div></div>	19
		Totals: 535

4. Do you currently live on campus?










Value	Percent	Responses
Yes	73.6% <div><div></div></div>	390
No	26.4% <div><div></div></div>	140
Totals: 530		

5. Which program are you currently enrolled in?

Value	Percent	Responses
Associates - Baking & Pastry Arts	15.2% 	81
Associates - Culinary Arts	23.8% 	127
Bachelor's - Applied Food Studies	8.3% 	44
Bachelor's - Baking & Pastry Arts	6.6% 	35
Bachelor's - Culinary Arts	4.7% 	25
Bachelor's - Culinary Science	8.6% 	46
Bachelor's - Food Business Leadership	0.6% 	3
Bachelor's - Food Business Management	25.7% 	137
Bachelor's - Hospitality Management	2.8% 	15
ACAP Certificate	0.4% 	2
Master's - Culinary Arts	0.2% 	1
Master's - Food Business	0.8% 	4
Master's - Sustainable Food Systems	0.6% 	3
Master's - Wine & Beverage Management	1.9% 	10

Totals: 533

6. Please indicate your current enrollment semester.

Value	Percent	Responses
First semester	16.7% 	89
Second semester	44.5% 	237
Third semester	2.3% 	12
Fourth semester	6.8% 	36
Fifth semester	11.8% 	63
Sixth semester	2.8% 	15
Seventh semester	2.6% 	14
Eighth semester	10.2% 	54
Ninth semester	2.3% 	12
		Totals: 532

7. Are you currently on externship?

Value	Percent	Responses
Yes	2.6% <div><div></div></div>	14
No	97.4% <div><div></div></div>	516
Totals: 530		

8. Please indicate your gender identity.

Value	Percent	Responses
Female	50.3% <div><div></div></div>	267
Male	41.6% <div><div></div></div>	221
Transgender	2.8% <div><div></div></div>	15
Other (please specify)	1.1% <div><div></div></div>	6
Prefer not to answer	4.1% <div><div></div></div>	22
		Totals: 531

9. Which of the following best describes your sexual orientation?

Value	Percent	Responses
Bisexual	16.7% <div><div></div></div>	89
Heterosexual/Straight	60.0% <div><div></div></div>	319
Homosexual/Gay/Lesbian	7.3% <div><div></div></div>	39
Another (please specify)	4.1% <div><div></div></div>	22
Prefer not to answer	11.8% <div><div></div></div>	63
		Totals: 532

10. Additional demographics:

	Yes	No	Responses
Are you an international student?			
Count	42	486	528
Row %	8.0%	92.0%	
Have you served in a branch of the armed services?			
Count	28	497	525
Row %	5.3%	94.7%	
Did at least one of your parents attend college or university?			
Count	415	114	529
Row %	78.4%	21.6%	
Totals			
Total Responses			529

11. How would you rate your overall physical health?

Value	Percent	Responses
Excellent	20.8% <div><div></div></div>	111
Good	59.8% <div><div></div></div>	319
Fair	16.3% <div><div></div></div>	87
Poor	3.0% <div><div></div></div>	16






Totals: 533

12. How many hours of sleep do you get on average per night?

Value	Percent	Responses
Less than 4 hours	2.6% <div><div></div></div>	14
4 to 5 hours	22.3% <div><div></div></div>	119
6 to 7 hours	58.0% <div><div></div></div>	309
8 or more hours	17.1% <div><div></div></div>	91

Totals: 533

13. How often do you engage in moderate to vigorous physical activity (e.g., brisk walking, running, sports) for at least 30 minutes?

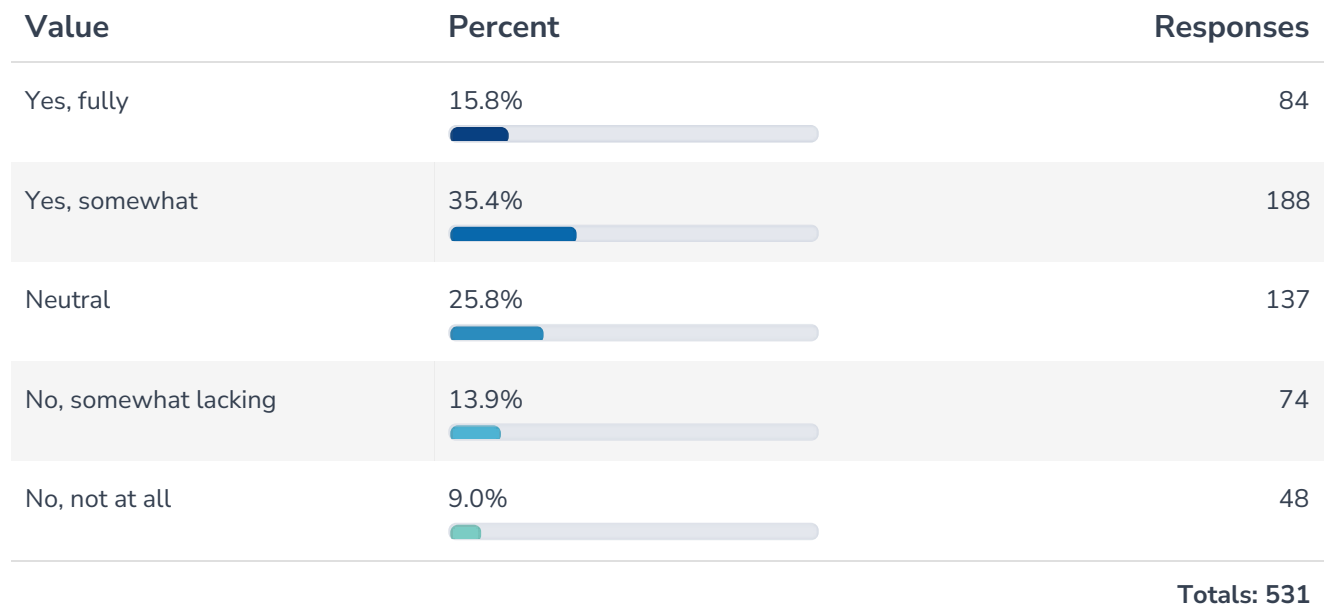
Value	Percent	Responses
Daily	16.5% 	88
4 to 6 times a week	22.0% 	117
1 to 3 times a week	40.8% 	217
Rarely	19.4% 	103
Never	1.3% 	7

Totals: 532

14. How would you describe your eating habits while on campus?

Value	Percent	Responses
Very healthy (balanced meals, nutritious snacks)	5.1% <div><div></div></div>	27
Somewhat healthy (balanced meals with occasional indulgences)	38.5% <div><div></div></div>	205
Neutral (inconsistent or varied)	39.7% <div><div></div></div>	211
Somewhat unhealthy (frequent indulgences, few balanced meals)	11.1% <div><div></div></div>	59
Very unhealthy (poor diet, limited nutrition)	5.6% <div><div></div></div>	30
		Totals: 532

15. Do you feel that campus resources (e.g., gym facilities, health services, fitness programs) adequately support your physical health needs?



16. While at the CIA, how often have you used the following?

		Never	Once per month	Twice per month	Once per week	3-5 times per week	Daily	Responses
Cocaine								
Count	459	2	0	0	0	0	1	462
Row %	99.4%	0.4%	0.0%	0.0%	0.0%	0.0%	0.2%	
Ecstasy, MDMA, or Molly								
Count	462	0	0	0	0	0	1	463
Row %	99.8%	0.0%	0.0%	0.0%	0.0%	0.0%	0.2%	
Heroin								
Count	461	0	0	0	0	0	1	462
Row %	99.8%	0.0%	0.0%	0.0%	0.0%	0.0%	0.2%	
LSD/PCP/Mushrooms								
Count	452	6	0	1	0	1		460
Row %	98.3%	1.3%	0.0%	0.2%	0.0%	0.2%		
Marijuana								
Count	379	24	12	7	20	19		461
Row %	82.2%	5.2%	2.6%	1.5%	4.3%	4.1%		
Methamphetamines, Crystal Meth, Diet Pills								
Count	460	0	0	0	0	1		461
Row %	99.8%	0.0%	0.0%	0.0%	0.0%	0.2%		
Nicotine (cigarettes, cigars, snuff, snus, orbs, strips, sticks)								
Count	384	12	4	7	5	47		459
Row %	83.7%	2.6%	0.9%	1.5%	1.1%	10.2%		
Pain killers like Percocet, Vicodin, or Oxycontin NOT currently prescribed to you								
Count	455	0	2	0	1	1		459
Row %	99.1%	0.0%	0.4%	0.0%	0.2%	0.2%		
Painkillers prescribed to you, but used recreationally								
Count	456	2	0	1	0	1		460
Row %	99.1%	0.4%	0.0%	0.2%	0.0%	0.2%		
Steroids								
Count	456	0	0	1	0	2		459
Row %	99.3%	0.0%	0.0%	0.2%	0.0%	0.4%		

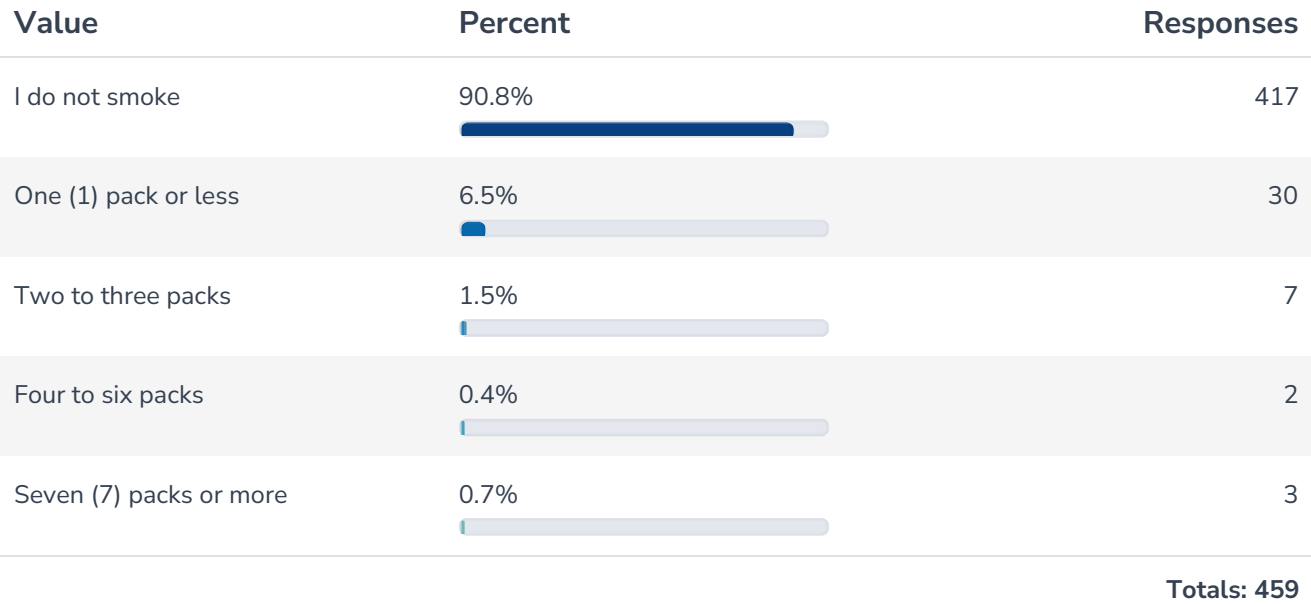
		Once per month	Twice per month	Once per week	3-5 times per week	Daily	Responses
Stimulants, like Ritalin or Adderall, NOT currently prescribed to you Count Row %	453 98.7%	1 0.2%	3 0.7%	0 0.0%	0 0.0%	2 0.4%	459
Stimulants prescribed to you but used recreationally Count Row %	454 98.9%	1 0.2%	0 0.0%	0 0.0%	0 0.0%	4 0.9%	459
Synthetic drugs/K2/Spice/Bath salts Count Row %	457 99.8%	0 0.0%	0 0.0%	0 0.0%	0 0.0%	1 0.2%	458
Other prescription drugs (Xanax, Valium, Klonopin) NOT currently prescribed to you Count Row %	457 99.6%	0 0.0%	0 0.0%	0 0.0%	1 0.2%	1 0.2%	459
Other prescription drugs (Xanax, Valium, Klonopin) prescribed to you, but used recreationally Count Row %	452 99.3%	0 0.0%	0 0.0%	0 0.0%	1 0.2%	2 0.4%	455
Totals Total Responses							463

17. While at the CIA, how often do you believe the typical CIA student has used the following?

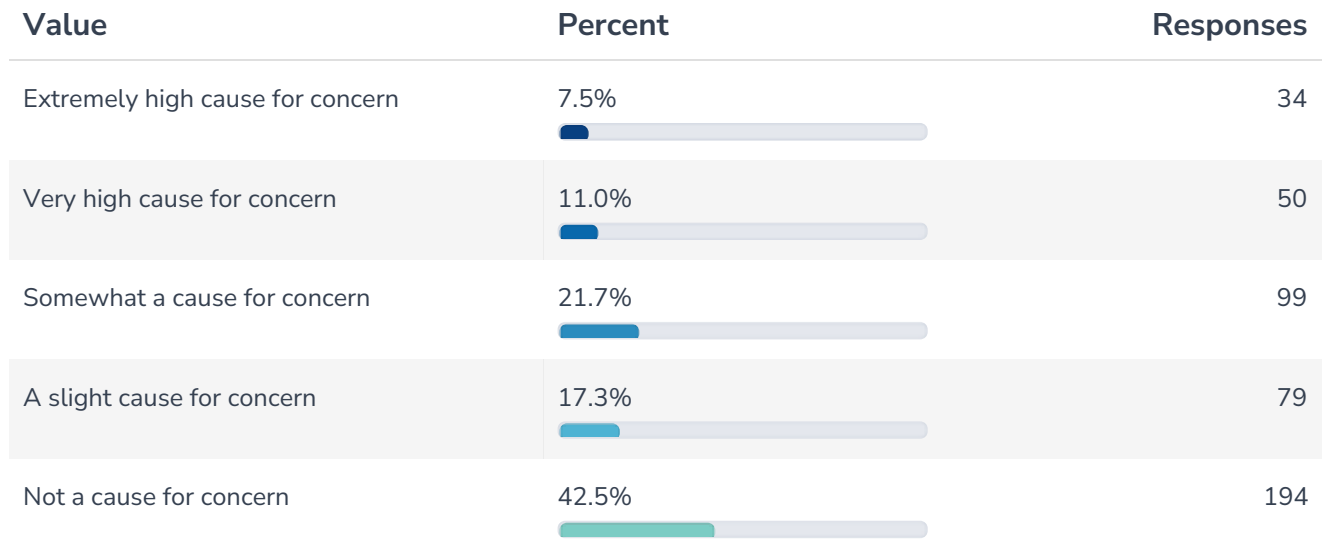
	Never	Once per month	Twice per month	Once per week	3-5 times per week	Daily	Responses
Cocaine Count Row %	336 75.7%	54 12.2%	26 5.9%	14 3.2%	8 1.8%	6 1.4%	444
Ecstasy, MDMA, or Molly Count Row %	349 79.1%	53 12.0%	19 4.3%	10 2.3%	6 1.4%	4 0.9%	441
Heroin Count Row %	381 86.8%	27 6.2%	13 3.0%	6 1.4%	2 0.5%	10 2.3%	439
Marijuana Count Row %	102 23.1%	29 6.6%	28 6.3%	89 20.1%	83 18.8%	111 25.1%	442
Nicotine (cigarettes, cigars, snuff, snus, orbs, strips, sticks) Count Row %	93 21.1%	15 3.4%	9 2.0%	30 6.8%	88 20.0%	205 46.6%	440
Pain killers like Percocet, Vicodin, or Oxycontin NOT currently prescribed to you Count Row %	319 72.2%	56 12.7%	28 6.3%	13 2.9%	15 3.4%	11 2.5%	442
Painkillers prescribed to you, but used recreationally Count Row %	304 69.1%	63 14.3%	27 6.1%	25 5.7%	11 2.5%	10 2.3%	440
Stimulants, like Ritalin or Adderall, NOT currently prescribed to you Count Row %	284 64.5%	48 10.9%	37 8.4%	34 7.7%	22 5.0%	15 3.4%	440
Stimulants prescribed to you but used recreationally Count Row %	310 70.8%	47 10.7%	25 5.7%	29 6.6%	15 3.4%	12 2.7%	438

	Never	Once per month	Twice per month	Once per week	3-5 times per week	Daily	Responses
Other prescription drugs (Xanax, Valium, Klonopin) NOT currently prescribed to you Count Row %	329 74.9%	43 9.8%	29 6.6%	21 4.8%	9 2.1%	8 1.8%	439
Other prescription drugs (Xanax, Valium, Klonopin) prescribed to you, but used recreationally Count Row %	319 72.3%	48 10.9%	28 6.3%	25 5.7%	9 2.0%	12 2.7%	441
Totals Total Responses							444

18. How many packs of cigarettes do you smoke in a typical week?








19. To what extent do you believe tobacco use at the CIA is a cause for concern and should be addressed?





Totals: 456

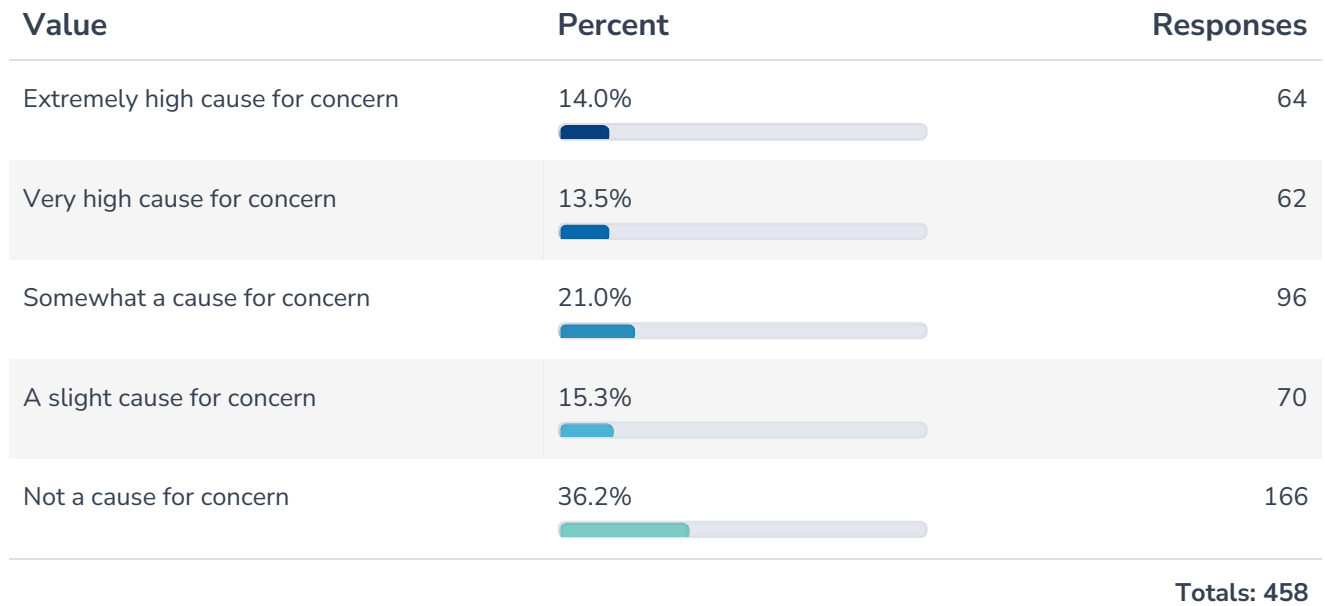
20. Whether you smoke or not, what specific concerns regarding tobacco use do you have? (check all that apply)

Value	Percent	Responses
Health (personal health, first hand smoking, second hand smoking)	91.2% 	238
Environmental (litter, fire, increased waste)	65.5% 	171
Impact on taste	51.0% 	133
Hygiene (Odor)	70.9% 	185
Other (please specify)	5.7% 	15

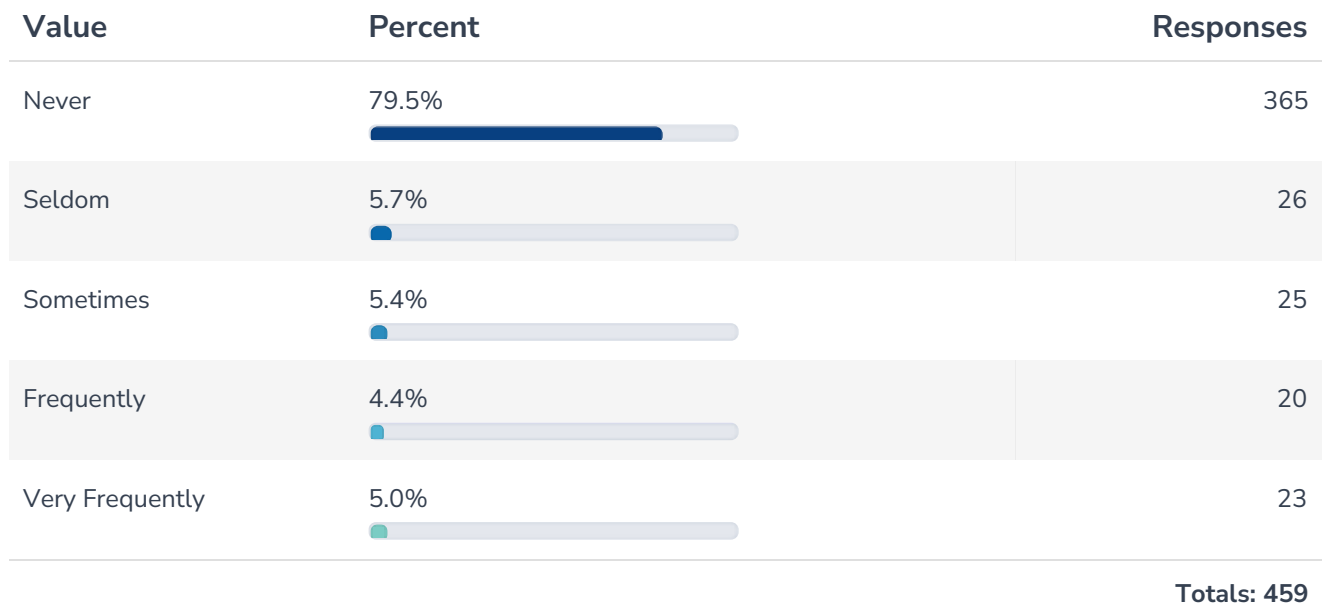
21. Across the nation, a majority of college students do not smoke cigarettes. Knowing this, would you support an initiative to make the CIA a tobacco-free campus?

Value	Percent	Responses
Yes	44.2% 	203
No	55.8% 	256
Totals: 459		

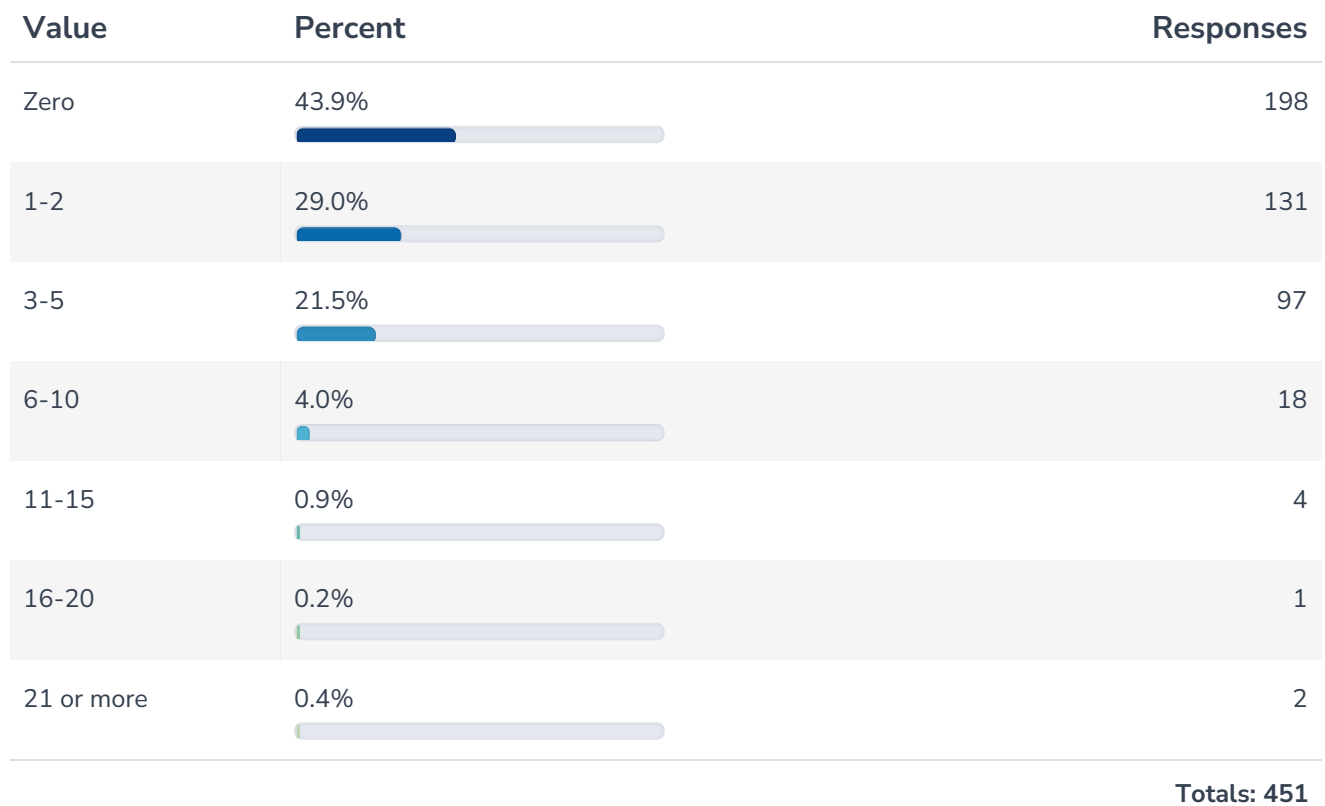
22. To what extent do you believe vape pen/electronic vaping device use at the CIA is a cause for concern and should be addressed?



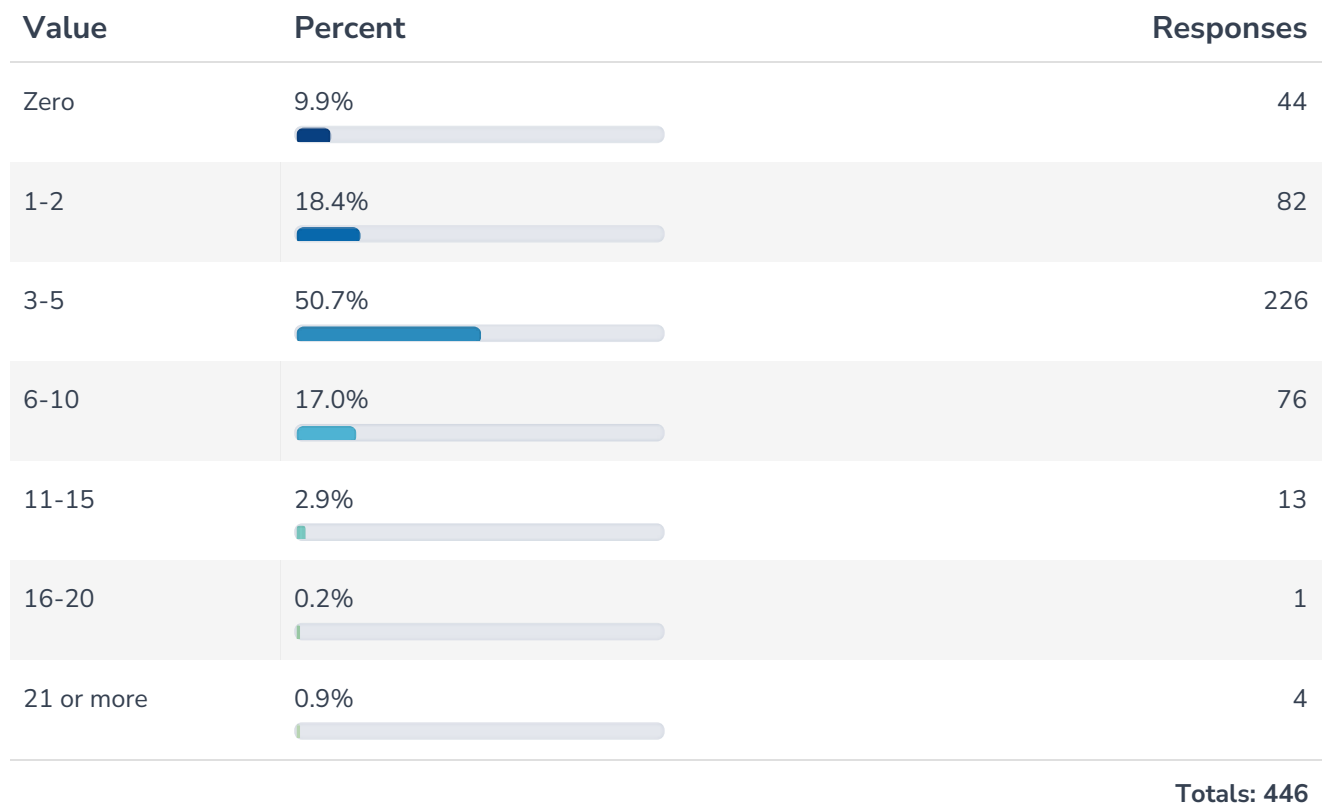
23. How often do you use a vape pen or electronic vaping device?
















24. When you choose to drink, what is the average number of drinks you consume in one sitting? (Note: one drink is a 12-ounce beer, a glass of wine, a shot of liquor, or one small mixed drink)



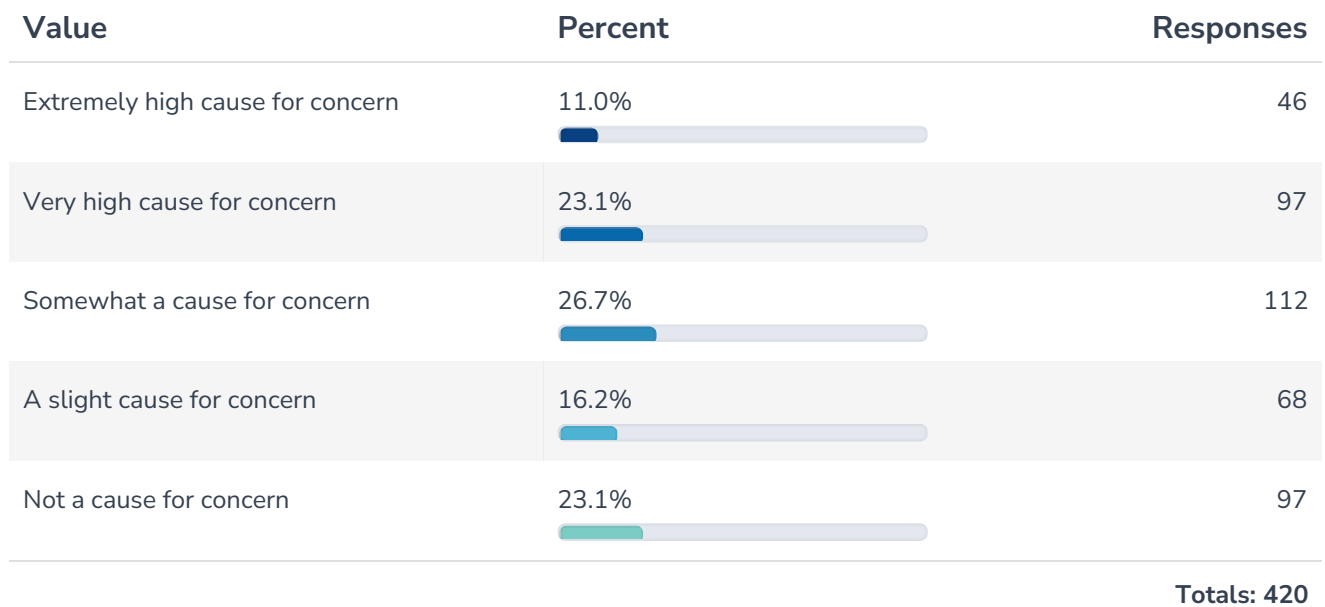
25. When they choose to drink, what is the average number of drinks you believe the typical CIA student consumes in one sitting? (Note: one drink is a 12-ounce beer, a glass of wine, a shot of liquor, or one small mixed drink)







26. Related to your alcohol consumption or drug use, please indicate if you have ever experienced any of the following while at the CIA. (check all that apply)

Value	Percent	Responses
Performed poorly on schoolwork	28.0% 	26
Missed class	35.5% 	33
Got in trouble with residence hall staff or other college authorities	15.1% 	14
Had unprotected sex	19.4% 	18
Been taken advantage of sexually	17.2% 	16
You took advantage of someone else sexually	2.2% 	2
Engaged in a sexual activity you later regretted	11.8% 	11
Became verbally abusive	6.5% 	6
Physically hit someone	5.4% 	5
Drove a car while under the influence	10.8% 	10
Been arrested for DUI/DWI	3.2% 	3
Had memory loss or "blackout"	41.9% 	39
Been hurt or injured accidentally	20.4% 	19

27. To what extent do you believe the use of alcohol and/or drugs among professionals in the culinary industry is a cause for concern and should be addressed?




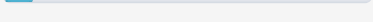







28. While at the CIA, have you experienced unwanted verbal or visual contact of a sexual nature (i.e. sexist language, photographs, gestures)?

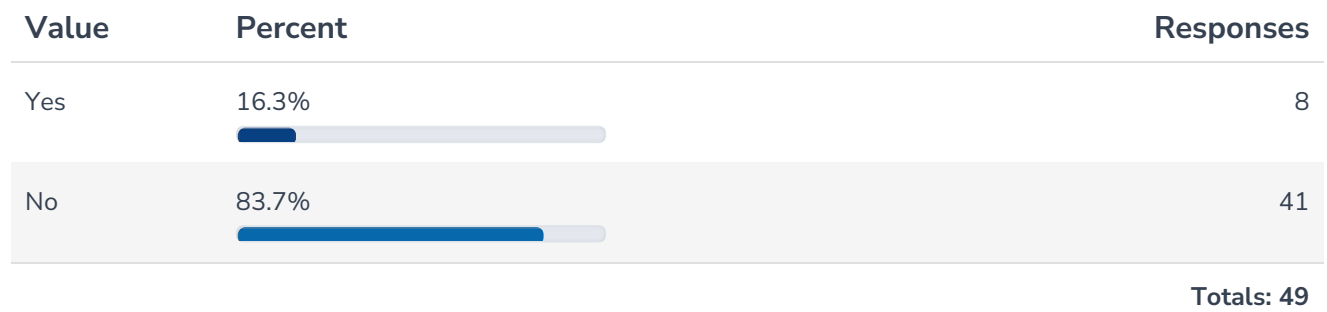
Value	Percent	Responses
Yes	12.8% 	49
No	74.4% 	285
Unsure	8.9% 	34
Prefer not to answer	3.9% 	15

Totals: 383




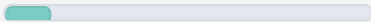



29. If yes, did you disclose the incident to the following? Check all that apply.

Value	Percent	Responses
Campus Safety	10.2% 	5
Law enforcement	2.0% 	1
Confidential counselor	2.0% 	1
CIA administration (dean/manager/director)	8.2% 	4
CIA's Title IX Coordinator	14.3% 	7
Classmate	57.1% 	28
Faculty member	12.2% 	6
Other (please specify)	6.1% 	3
Did not disclose	40.8% 	20





30. When you experienced unwanted verbal or visual contact of a sexual nature, did you file a formal report to the CIA where the expectation was that the CIA would investigate and take action?











31. When you filed the formal report to the CIA where the expectation was the CIA would investigate and take action, with whom did you file? Choose any of the following that apply.

Value	Percent	Responses
Campus Safety	37.5% 	3
Title IX Coordinator or Office	62.5% 	5
Resident Assistant, Resident Director, or Area Coordinator	12.5% 	1
a Faculty member	12.5% 	1
a Dean	12.5% 	1
CIA Online Reporting Form	12.5% 	1
Other (please disclose)	12.5% 	1

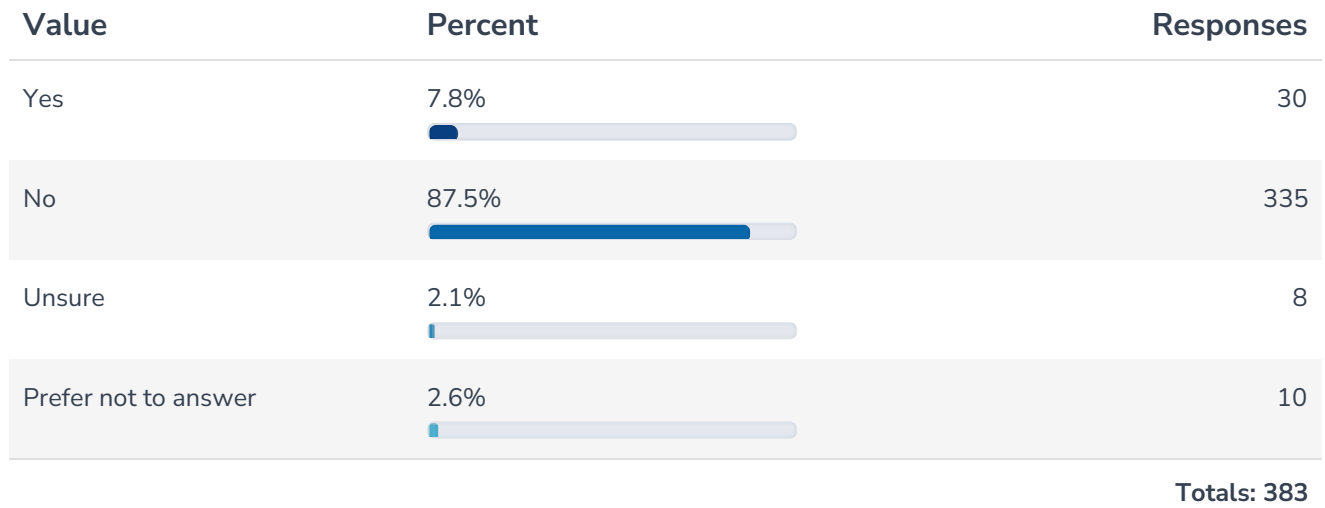
32. Please check any of the following that describe your experience with filing a formal report to the CIA.

Value	Percent	Responses
I felt heard and respected	12.5% 	1
The CIA respected my choices	25.0% 	2
I felt pressured to take part in the process	12.5% 	1
The process was confusing	62.5% 	5




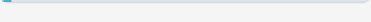





33. Please tell us why you chose not to formally report the incident to the CIA.
(check all that apply)

Value	Percent	Responses
Afraid I would be punished for other things I was doing at the time (i.e. drinking underage, using drugs)	4.9% 	2
I would feel embarrassed or ashamed. I would not want anyone to know what happened	17.1% 	7
I would fear retaliation by the perpetrator(s) or others	34.1% 	14
I would be concerned others would find out (i.e. friends, faculty, family)	9.8% 	4
I would not want any action to be taken (i.e. arrests, legal charges, disciplinary actions)	19.5% 	8
I don't think the CIA would do anything	46.3% 	19
I did not have the energy and/or time to deal with the process	73.2% 	30
Other (please specify)	14.6% 	6

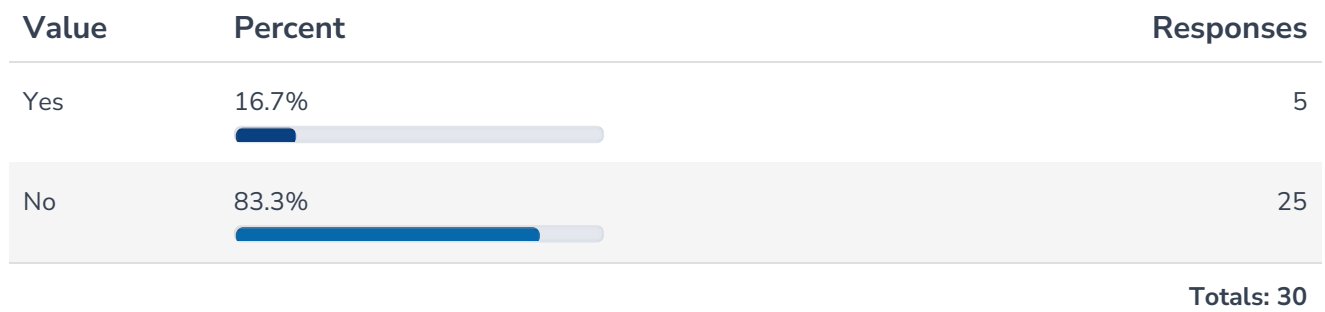
34. While at the CIA, have you experienced unwanted sexual contact that did not involve penetration (i.e. groping, touching, kissing, fondling)?






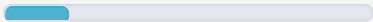



35. If yes, did you disclose the incident to the following? Check all that apply.

Value	Percent	Responses
Campus Safety	10.3% 	3
Law enforcement	3.4% 	1
Confidential counselor	3.4% 	1
CIA administration (dean/manager/director)	3.4% 	1
CIA's Title IX Coordinator	17.2% 	5
Classmate	62.1% 	18
Faculty member	20.7% 	6
Other (please specify)	6.9% 	2
Did not disclose	37.9% 	11




36. When you experienced unwanted sexual contact that did not involve penetration, did you file a formal report to the CIA where the expectation was that the CIA would investigate and take action?











37. When you filed the formal report to the CIA where the expectation was the CIA would investigate and take action, with whom did you file? Choose any of the following that apply.

Value	Percent	Responses
Campus Safety	47.7% 	72
Title IX Coordinator or Office	24.5% 	37
Student Affairs	19.2% 	29
Resident Assistant, Resident Director, or Area Coordinator	17.9% 	27
a Faculty member	15.9% 	24
a Dean	15.2% 	23
Other (please disclose)	27.8% 	42

38. Please check any of the following that describe your experience with filing a formal report to the CIA.

Value	Percent	Responses
I felt heard and respected	60.0% 	3
The CIA respected my choices	20.0% 	1
The process was confusing	20.0% 	1

39. Please tell us why you chose not to formally report the incident to the CIA.
(check all that apply)




Value	Percent	Responses
Afraid I would be punished for other things I was doing at the time (i.e. drinking underage, using drugs)	8.0% 	2
I would feel embarrassed or ashamed. I would not want anyone to know what happened	16.0% 	4
I would fear retaliation by the perpetrator(s) or others	36.0% 	9
I would be concerned others would find out (i.e. friends, faculty, family)	16.0% 	4
I would not want any action to be taken (i.e. arrests, legal charges, disciplinary actions)	28.0% 	7
I don't think the CIA would do anything	40.0% 	10
I did not have the energy and/or time to deal with the process	64.0% 	16
Other (please specify)	16.0% 	4

40. While at the CIA, have you experienced unwanted sexual contact that did involve penetration (i.e. vaginal intercourse, anal intercourse, use of a finger or any other object)?

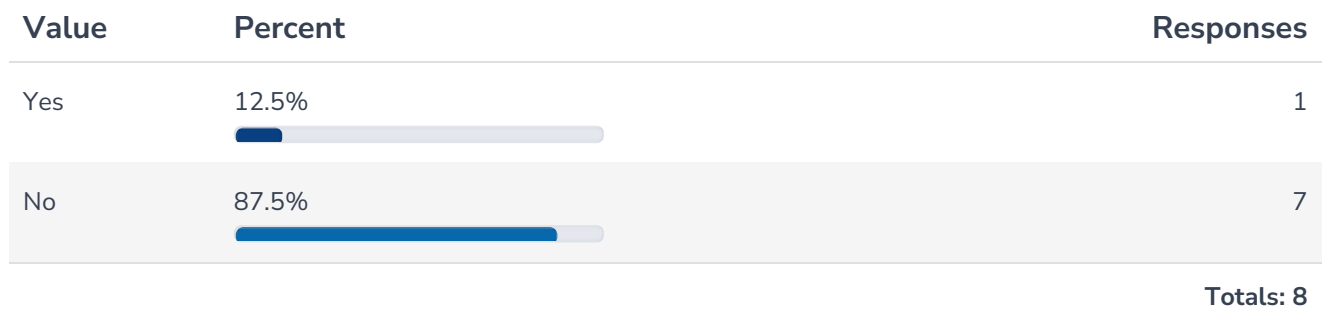
Value	Percent	Responses
Yes	2.1%	8
No	95.5%	364
Unsure	0.5%	2
Prefer not to answer	1.8%	7

Totals: 381








41. If yes, did you disclose the incident to the following? Check all that apply.

Value	Percent	Responses
CIA's Title IX Coordinator	12.5% 	1
Classmate	62.5% 	5
Did not disclose	50.0% 	4



42. When you experienced unwanted sexual contact that did involve penetration, did you file a formal report to the CIA where the expectation was that the CIA would investigate and take action?










43. When you filed the formal report to the CIA where the expectation was the CIA would investigate and take action, with whom did you file? Choose any of the following that apply.

Value	Percent	Responses
Campus Safety	50.7% 	70
Title IX Coordinator or Office	21.0% 	29
Student Affairs	17.4% 	24
Resident Assistant, Resident Director, or Area Coordinator	14.5% 	20
a Faculty member	10.1% 	14
a Dean	10.1% 	14
Other (please disclose)	31.2% 	43

44. Please check any of the following that describe your experience with filing a formal report to the CIA.

Value	Percent	Responses
I felt pressured to take part in the process	100.0% 	1
The process was confusing	100.0% 	1

45. Please tell us why you chose not to formally report the incident to the CIA.
(check all that apply)

Value	Percent	Responses
Afraid I would be punished for other things I was doing at the time (i.e. drinking underage, using drugs)	14.3% 	1
I would feel embarrassed or ashamed. I would not want anyone to know what happened	71.4% 	5
I would fear retaliation by the perpetrator(s) or others	42.9% 	3
I would be concerned others would find out (i.e. friends, faculty, family)	42.9% 	3
I would not want any action to be taken (i.e. arrests, legal charges, disciplinary actions)	42.9% 	3
I don't think the CIA would do anything	14.3% 	1
I did not have the energy and/or time to deal with the process	71.4% 	5

46. While at the CIA, have you ever engaged in a sexual act with someone who was under the influence of alcohol and/or drugs?

Value	Percent	Responses
Yes	5.0%	19
No	92.4%	353
Unsure	1.3%	5
Prefer not to answer	1.3%	5

Totals: 382

47. While at the CIA, have you ever engaged in a sexual act with someone while you were under the influence of alcohol and/or drugs?

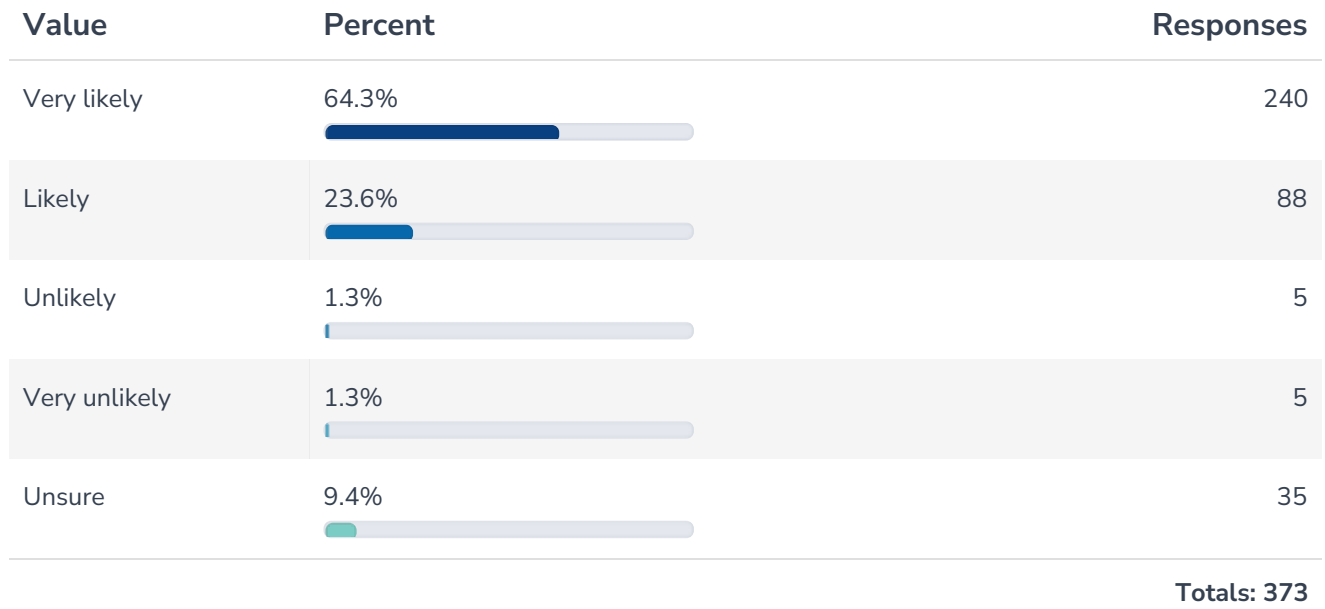
Value	Percent	Responses
Yes	9.7%	37
No	89.0%	339
Unsure	0.8%	3
Prefer not to answer	0.5%	2

Totals: 381









48. While at the CIA, have you ever engaged in a sexual act with someone who did not give clear consent (yes) to engage in the sexual act?

Value	Percent	Responses
Yes	0.5%	2
No	98.7%	373
Prefer not to answer	0.8%	3
		Totals: 378

49. Hypothetically, how likely would you be to have a conversation with your sexual partner about your intentions prior to engaging in a sexual act?








50. While at the CIA, what barriers prevented you from having a conversation with your sexual partner about your intentions prior to engaging in a sexual act? (check all that apply)

Value	Percent	Responses
Being given consent for prior sexual act	5.3% 	18
Being in a relationship with sexual partner	5.3% 	18
Alcohol or drugs	1.5% 	5
Embarrassment	5.8% 	20
Fear of rejection	4.4% 	15
Other (please specify)	2.6% 	9
I have not experienced any barriers	40.4% 	138
I have not had sexual contact while at the CIA	54.1% 	185







51. Do you know of another student (friend or peer) who has experienced unwanted sexual contact of any kind?

Value	Percent	Responses
Yes, I am certain	21.0% <div><div></div></div>	79
Yes, but uncertain	12.7% <div><div></div></div>	48
No	66.3% <div><div></div></div>	250
		Totals: 377

52. In the state of New York, what components make up the definition of affirmative consent?




Value	Percent	Responses
A decision among all participants to engage in sexual activity	12.4% 	39
Consent can be given by words or actions that create clear permission	3.2% 	10
Consent does not vary based upon a participant's sex, sexual orientation, gender identity, or gender expression	0.3% 	1
Both A and D	16.2% 	51
All of the above	67.8% 	213
Totals: 314		

53. In the state of California, what components make up the definition of affirmative consent?

Value	Percent	Responses
Agreement to engage in sexual activity	4.3% 	1
Each person involved is responsible to have consent of the other or others to engage in sexual activity	4.3% 	1
Silence, lack of resistance, or protest does not demonstrate consent	4.3% 	1
The existence of a dating relationship or past sexual relationship cannot be assumed to be an indicator of consent	4.3% 	1
Both A and D	17.4% 	4
All of the above	65.2% 	15

Totals: 23




54. Which of the following components are included in the understanding of what makes up consent in the state of Texas?

Value	Percent	Responses
All parties involved in the sexual activity must agree to take part in the activity	32.1% 	9
Both A and D	10.7% 	3
All of the above	57.1% 	16




Totals: 28

55. While enrolled at the CIA, please indicate if you have experienced any of the following on or off campus.

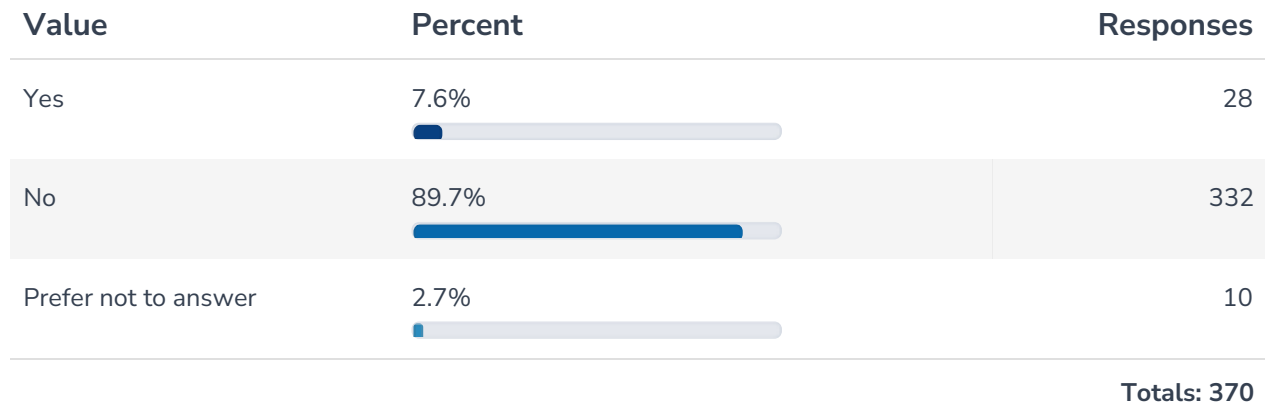
On campus - Sexual assault (rape, fondling, groping)

Value	Percent	Responses
Yes	5.4% 	20
No	91.1% 	337
Prefer not to answer	3.5% 	13
		Totals: 370

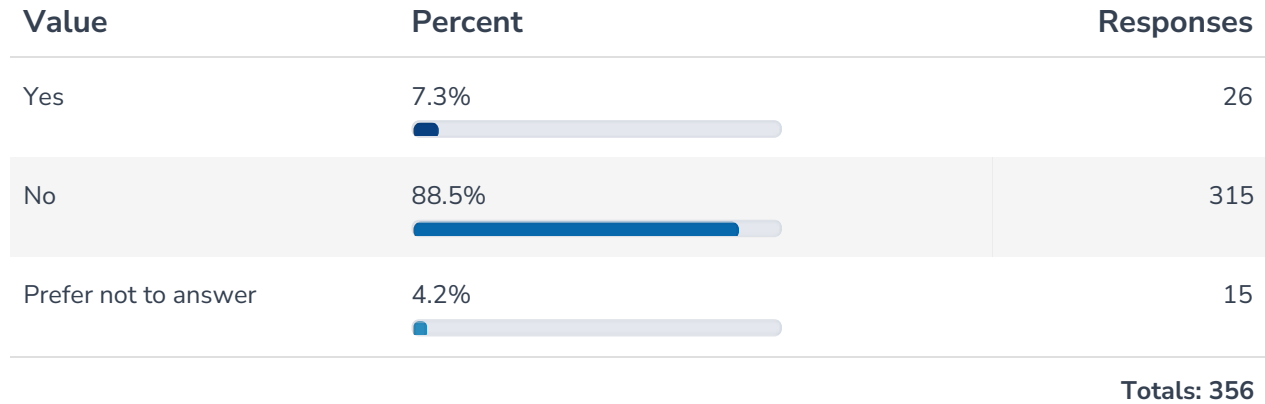
Off campus - Sexual assault (rape, fondling, groping)

Value	Percent	Responses
Yes	5.6% 	20
No	88.6% 	318
Prefer not to answer	5.8% 	21
		Totals: 359




On campus - Stalking (electronic or in person)



Off campus - Stalking (electronic or in person)






On campus - Dating violence (sexual or physical abuse (threatened or actual) by an intimate social partner or acquaintance)

Value	Percent	Responses
Yes	2.4% 	9
No	95.4% 	354
Prefer not to answer	2.2% 	8




Totals: 371

Off campus - Dating violence (sexual or physical abuse (threatened or actual) by an intimate social partner or acquaintance)




Value	Percent	Responses
Yes	3.6% 	13
No	93.3% 	335
Prefer not to answer	3.1% 	11

Totals: 359

On campus - Domestic violence (sexual or physical abuse by an intimate partner or spouse with shared living situations)

Value	Percent	Responses
Yes	1.4% 	5
No	96.7% 	357
Prefer not to answer	1.9% 	7
		Totals: 369

Off campus - Domestic violence (sexual or physical abuse by an intimate partner or spouse with shared living situations)

Value	Percent	Responses
Yes	1.7% 	6
No	95.3% 	341
Prefer not to answer	3.1% 	11
		Totals: 358

56. Please indicate whether you are aware of the following statements that highlight differences between CIA policies or procedures and state penal law (choose yes if you were aware before reading the differences in this survey question).

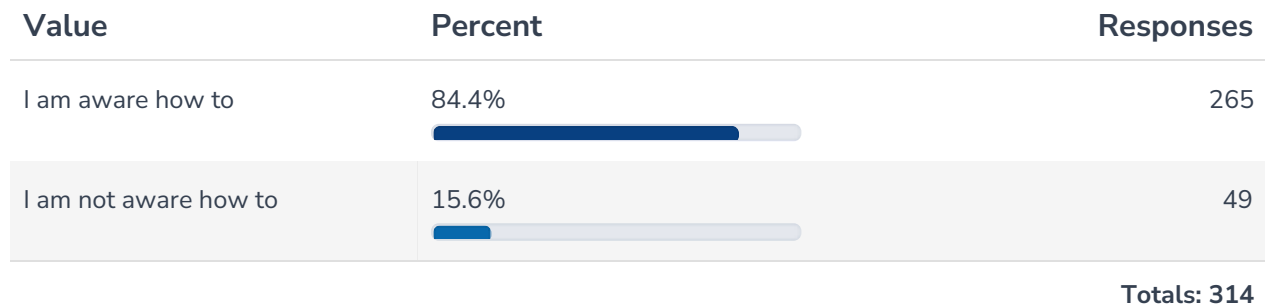
	Yes, I was aware of this	No, I was not aware of this	I am unsure	Responses
Crimes reported to law enforcement must be proven using the "beyond a reasonable doubt" standard of evidence. Count Row %	268 73.0%	62 16.9%	37 10.1%	367
A violation of CIA policy must be proven by a "more likely than not" (preponderance of evidence) standard of evidence. Count Row %	238 64.5%	89 24.1%	42 11.4%	369
Criminal charges and trials are made public. Count Row %	270 73.2%	70 19.0%	29 7.9%	369
The CIA offers confidential reporting options (through Counseling Services) Count Row %	288 78.0%	57 15.4%	24 6.5%	369
If found guilty by a court, an individual may be fined, imprisoned, or both. Count Row %	330 90.2%	19 5.2%	17 4.6%	366
If found responsible for violating CIA policy, an individual may face sanctions of warning, demerits, suspension, or expulsion. Count Row %	336 91.6%	14 3.8%	17 4.6%	367
If found responsible, a student's transcript may be marked to reflect the outcome. Count Row %	297 81.6%	45 12.4%	22 6.0%	364
There may be a difference in State and CIA definitions for sexual assault, domestic violence, dating violence, and stalking. Count Row %	251 68.2%	84 22.8%	33 9.0%	368
Totals Total Responses				369

57. If someone were to report a sexual assault to campus authorities, I believe the CIA would:

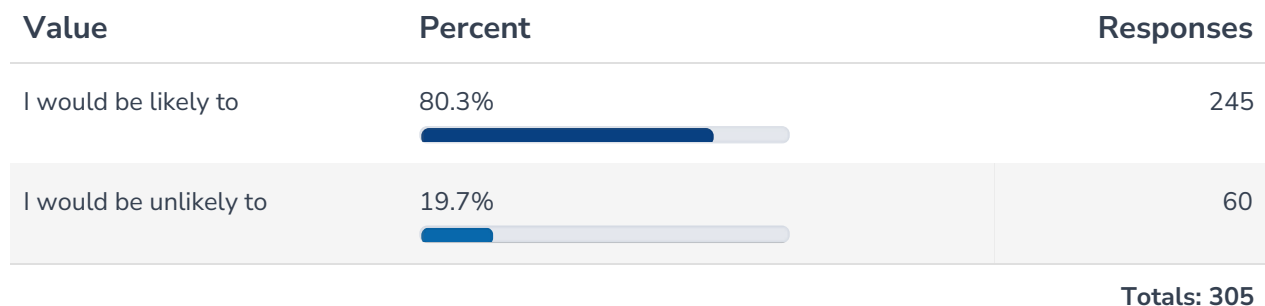
	Strongly agree	Agree	Disagree	Strongly disagree	Unsure	Responses
Take the report seriously Count Row %	147 44.8%	114 34.8%	26 7.9%	14 4.3%	27 8.2%	328
Take steps to protect the safety of the person making the report Count Row %	130 39.9%	118 36.2%	32 9.8%	11 3.4%	35 10.7%	326
Conduct a thorough, equitable, and unbiased investigation of the reported incident(s) Count Row %	125 38.7%	108 33.4%	35 10.8%	15 4.6%	40 12.4%	323
Take appropriate action against the perpetrator if determined that the accused was responsible for sexual misconduct Count Row %	124 38.2%	117 36.0%	28 8.6%	19 5.8%	37 11.4%	325
Assist with contacting law enforcement at the request of the victim/complainant Count Row %	133 40.7%	133 40.7%	18 5.5%	12 3.7%	31 9.5%	327
Provide support services such as, but not limited to, counseling, a rape advocate, academic support, and/or medical assistance Count Row %	134 41.1%	119 36.5%	24 7.4%	13 4.0%	36 11.0%	326
Totals Total Responses						328

58. The following people or offices are available resources where a student may report or disclose an incident of sexual misconduct. If you experienced or were a witness to sexual misconduct including, but not limited to, sexual harassment, sexual assault, dating/domestic violence, or stalking, would you do the following? Indicate two things: whether you would know how and whether you would be likely to.



Would you know how to? - Disclose the incident to a CIA staff member I know and trust





Would you be likely to? - Disclose the incident to a CIA staff member I know and trust



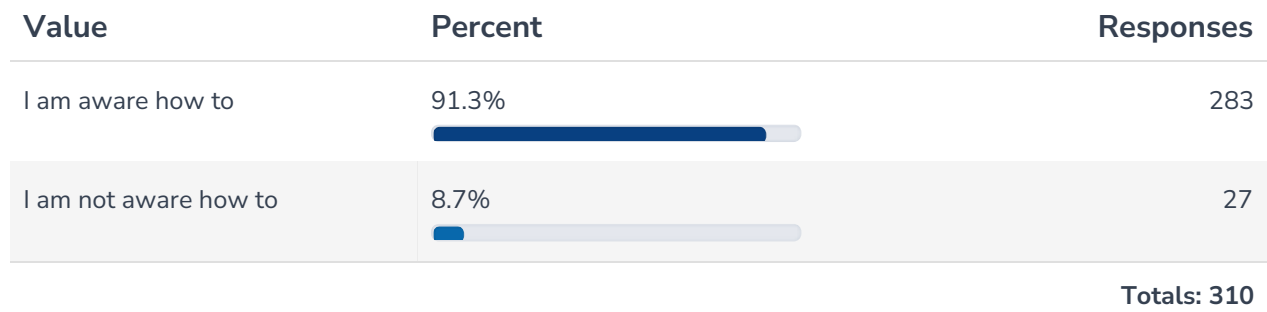
Would you know how to? - Report the incident to the CIA's Title IX Coordinator

Value	Percent	Responses
I am aware how to	66.6% 	207
I am not aware how to	33.4% 	104
		Totals: 311

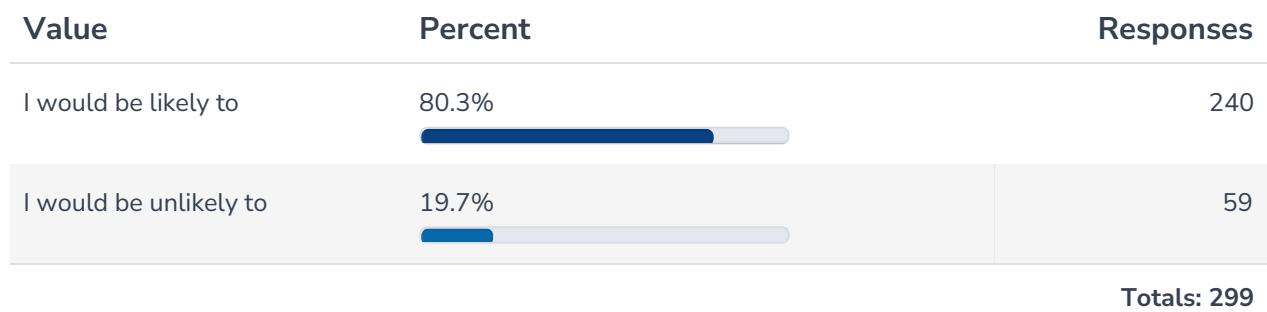
Would you be likely to? - Report the incident to the CIA's Title IX Coordinator

Value	Percent	Responses
I would be likely to	78.1% 	236
I would be unlikely to	21.9% 	66
		Totals: 302

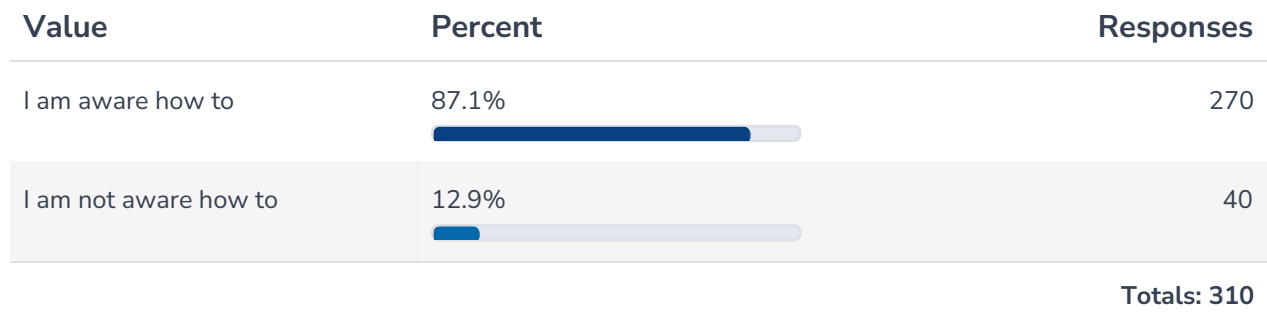
Would you know how to? - Report the incident to campus safety/security



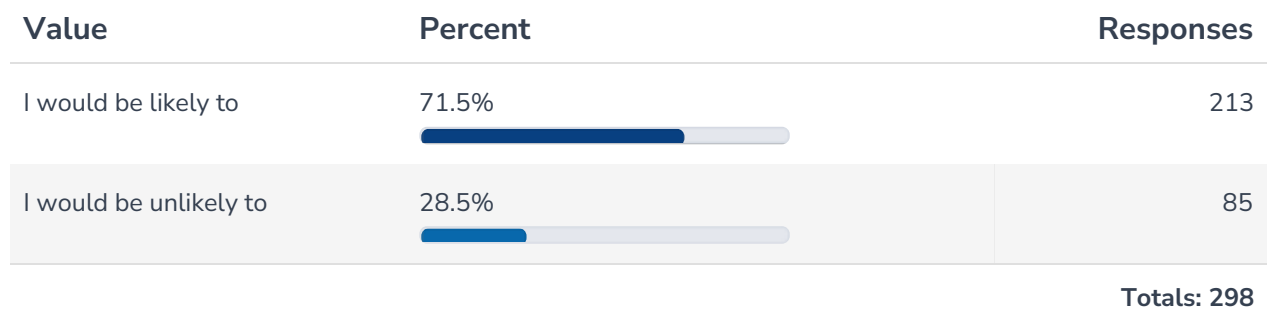
Would you be likely to? - Report the incident to campus safety/security



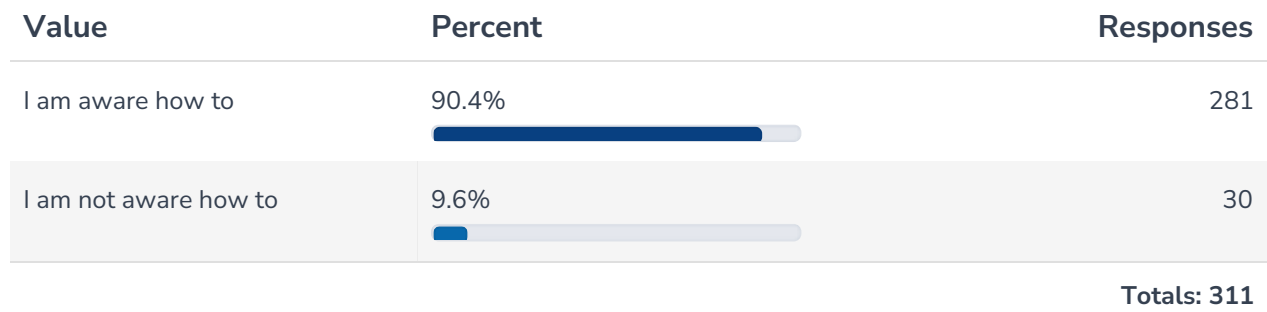
Would you know how to? - Report the incident to a Residence Life staff member



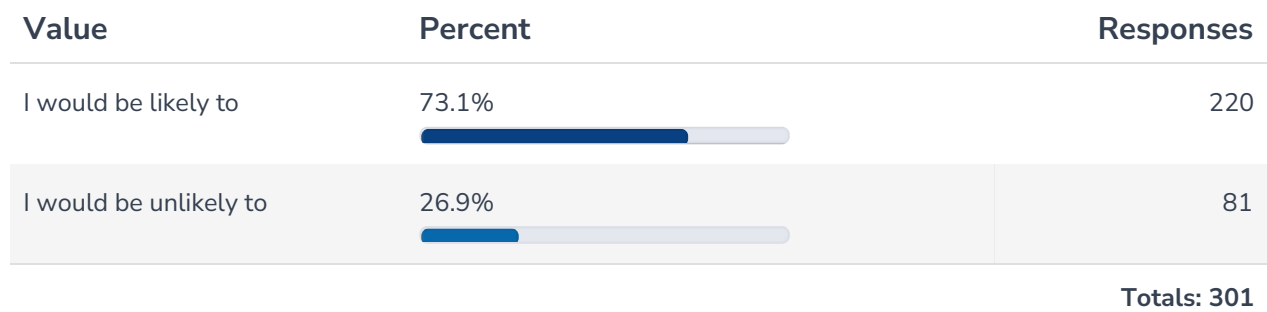
Would you be likely to? - Report the incident to a Residence Life staff member



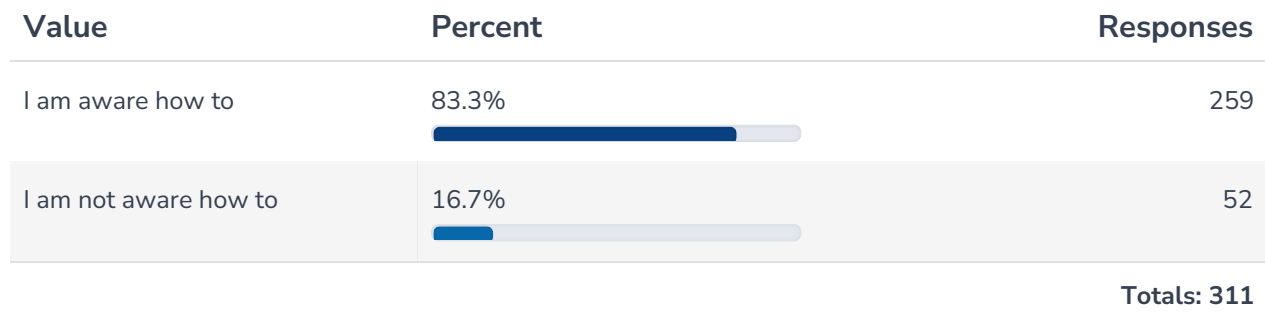
Would you know how to? - Report the incident to a faculty member



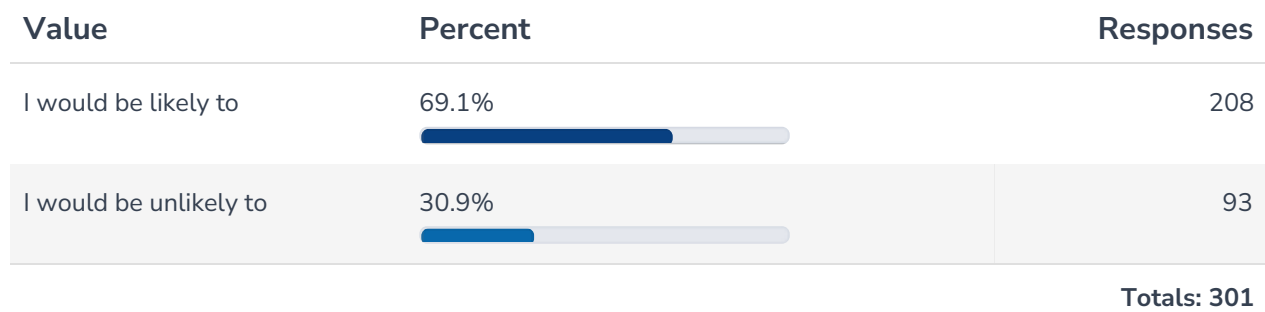
Would you be likely to? - Report the incident to a faculty member



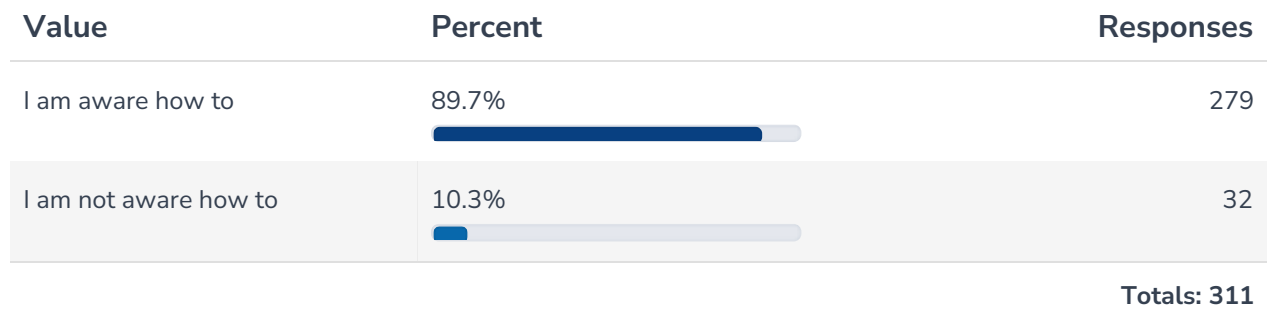
Would you know how to? - Seek confidential counseling from an on-campus counselor/therapist



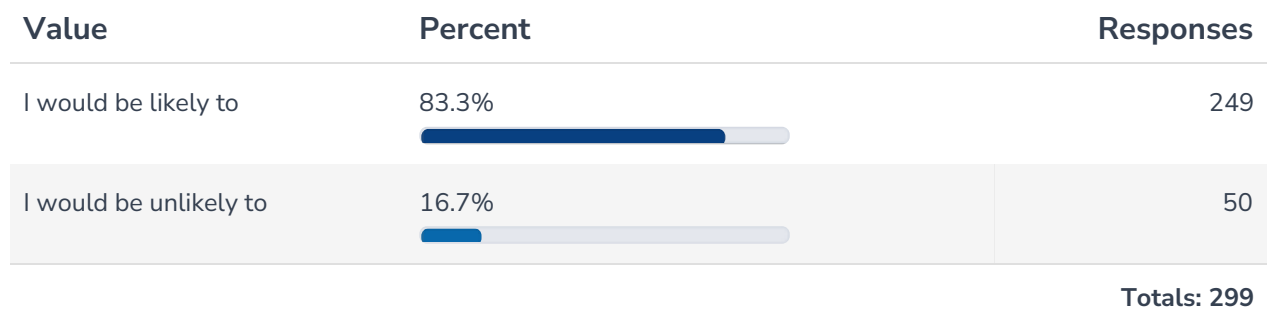
Would you be likely to? - Seek confidential counseling from an on-campus counselor/therapist



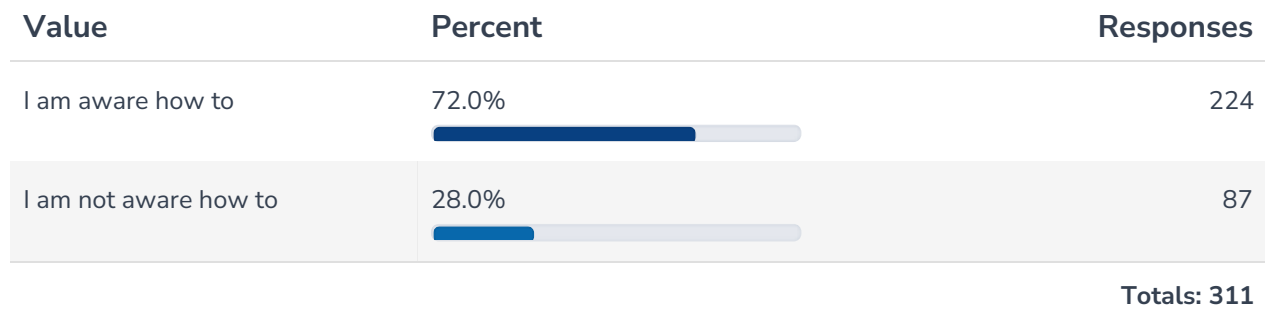
Would you know how to? - Seek medical attention at a local hospital or clinic



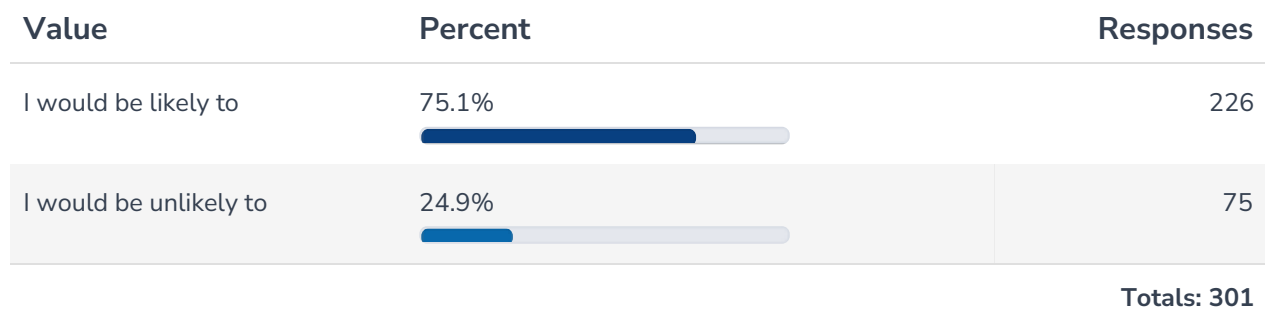
Would you be likely to? - Seek medical attention at a local hospital or clinic



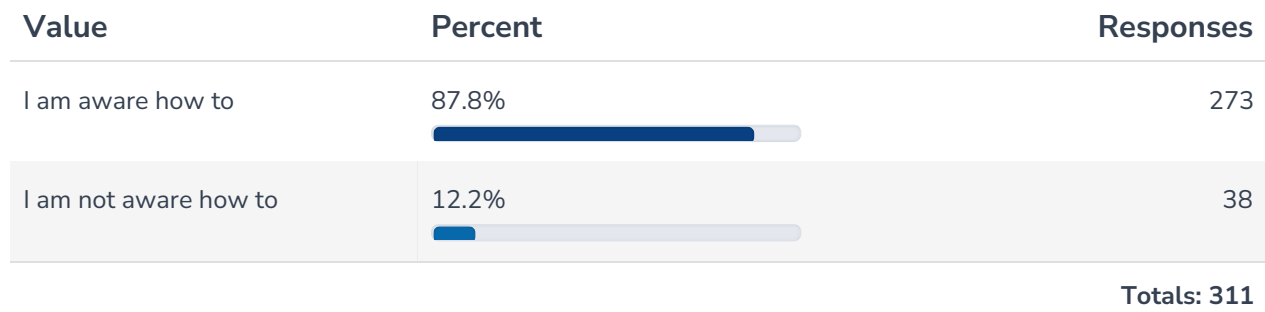
Would you know how to? - Seek support and advocacy services from off-campus resources (i.e. Rape Crisis Center)



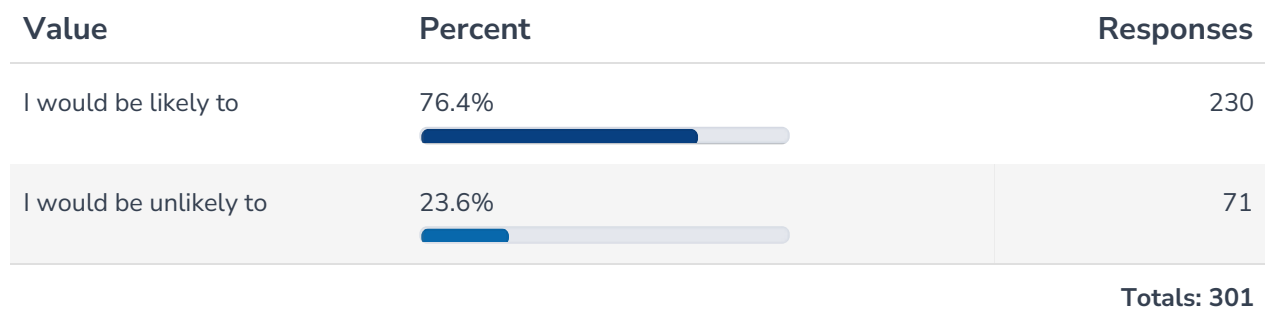
Would you be likely to? - Seek support and advocacy services from off-campus resources (i.e. Rape Crisis Center)



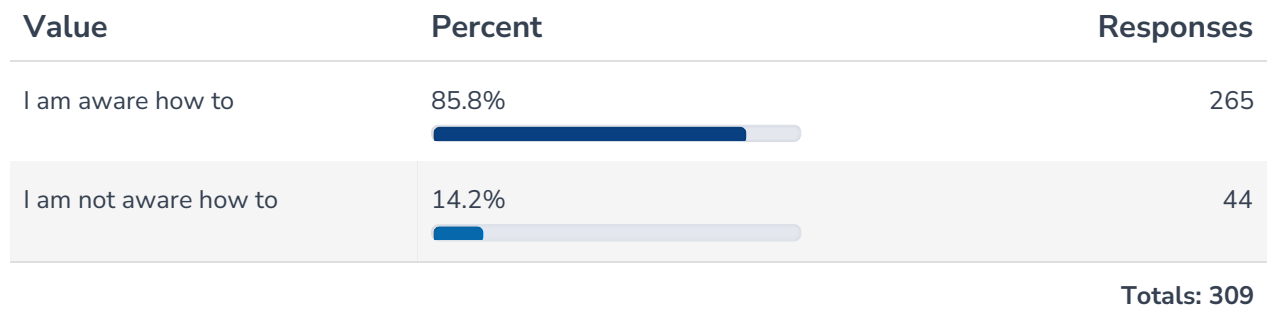
Would you know how to? - Report the incident to off-campus law enforcement



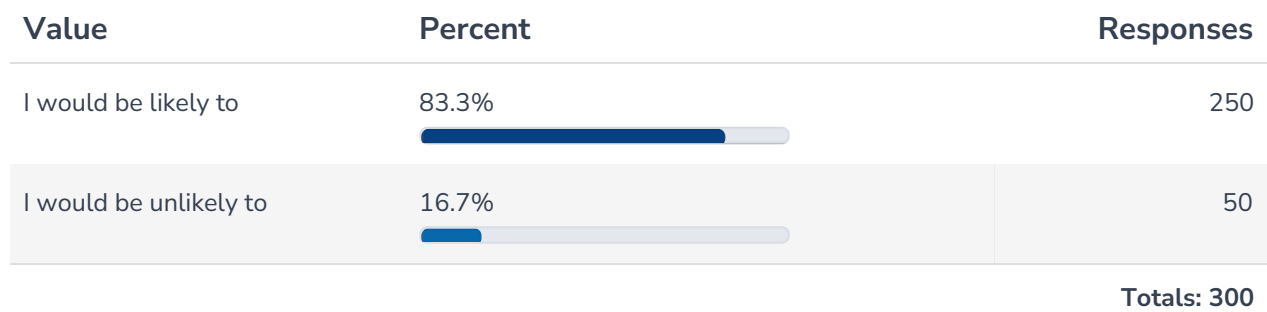
Would you be likely to? - Report the incident to off-campus law enforcement




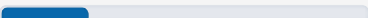
Would you know how to? - Take steps to preserve evidence (i.e. not shower)





Would you be likely to? - Take steps to preserve evidence (i.e. not shower)





Would you know how to? - Seek academic assistance through Student Affairs or the Title IX Coordinator

Value	Percent	Responses
I am aware how to	76.5% 	237
I am not aware how to	23.5% 	73
		Totals: 310



Would you be likely to? - Seek academic assistance through Student Affairs or the Title IX Coordinator

Value	Percent	Responses
I would be likely to	78.4% 	236
I would be unlikely to	21.6% 	65
		Totals: 301

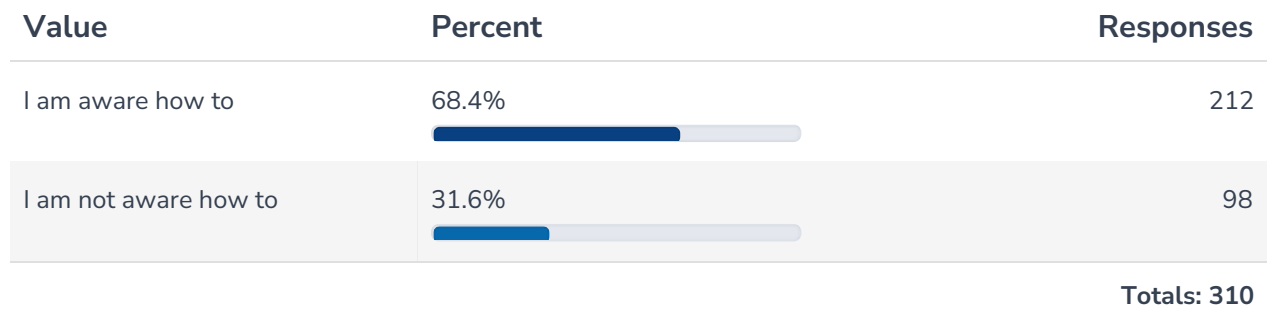
Would you know how to? - Report the incident through the online form available 24 hours

Value	Percent	Responses
I am aware how to	67.6% 	209
I am not aware how to	32.4% 	100
		Totals: 309

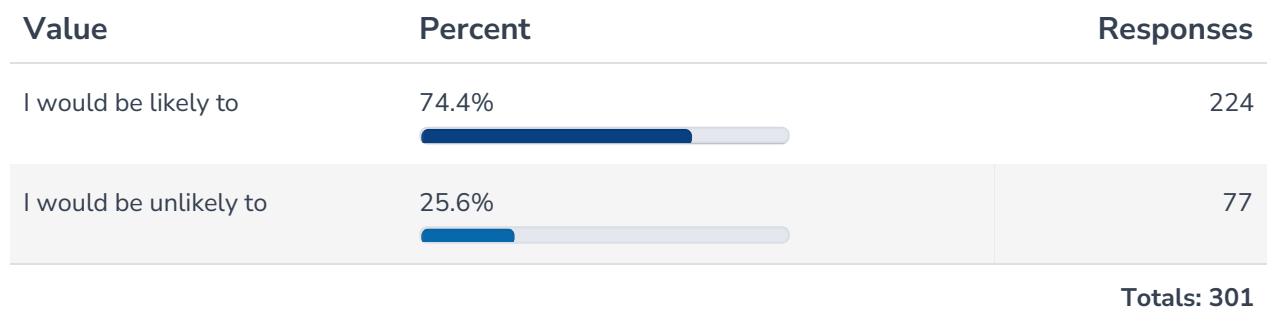
Would you be likely to? - Report the incident through the online form available 24 hours

Value	Percent	Responses
I would be likely to	77.3% 	232
I would be unlikely to	22.7% 	68
		Totals: 300

















Would you know how to? - Report the incident through the 24 hour phone service









Would you be likely to? - Report the incident through the 24 hour phone service



59. If you experienced sexual misconduct including, but not limited to, sexual harassment, sexual assault, dating/domestic violence, or stalking, what barriers would prevent you from reporting the incident to CIA officials? (check all that apply)

Value	Percent	Responses
I would not know who to tell	23.4% 	60
I would want to deal with it on my own	36.7% 	94
I am too busy with academics, work, etc.	31.6% 	81
Afraid I would be punished for other things I was doing at the time (i.e. drinking underage, using drugs)	17.6% 	45
I would feel embarrassed or ashamed; I would not want anyone to know what happened	34.8% 	89
I would feel partly at fault or that it was not totally the other person's fault	21.5% 	55
I would fear retaliation by the perpetrator(s) or others	34.4% 	88
I would want to forget it happened	35.9% 	92
I would be concerned others would find out (i.e. friends, faculty, family)	27.0% 	69
I would not want others to worry about me	33.2% 	85
I wouldn't know if it was serious enough to report it	30.5% 	78
Lack of evidence or proof	44.1% 	113
I would be afraid I would be treated with hostility by the CIA official	16.8% 	43
I would fear being blamed	27.0% 	69
I would fear that I would not be believed	37.1% 	95
I wouldn't want anyone to tell me what I had to do	10.9% 	28

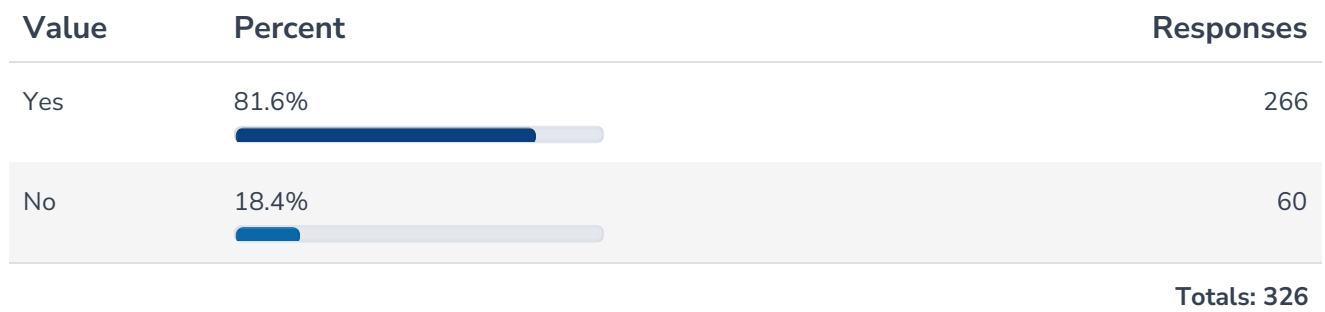
Value	Percent	Responses
I would not want any action to be taken (i.e. arrests, legal charges, disciplinary action)	8.2% 	21
I don't think the CIA administration would do anything	23.0% 	59
I do not think the perpetrator would be found guilty	23.8% 	61
I would not want the person to get in trouble, ruin the person's life, or hurt their future	11.7% 	30
I would worry that if I told someone, the CIA would take action on their own without my permission	21.5% 	55
Other (please specify)	5.5% 	14

60. Do you believe sexual assault is a problem on this campus?

Value	Percent	Responses
Yes	24.0% <div><div></div></div>	78
No	37.2% <div><div></div></div>	121
Unsure	38.8% <div><div></div></div>	126

Totals: 325

61. Are you aware that the CIA has a designated Title IX Coordinator who ensures cases of sexual misconduct are properly documented, investigated, and adjudicated?



62. Are you aware that the CIA has a policy of prohibiting harassment, sexual misconduct, and discrimination on the basis of any protected characteristic that outlines specific procedures the college will follow if an incident is reported?

Value	Percent	Responses
Yes	88.8%	286
No	11.2%	36

Totals: 322

63. Please indicate your level of agreement with the following statements.

	Strongly agree	Agree	Disagree	Strongly disagree	Responses
I feel valued in the classroom/learning environment Count Row %	119 37.0%	166 51.6%	31 9.6%	6 1.9%	322
Faculty, staff, and administrators respect what students on this campus think Count Row %	105 32.3%	165 50.8%	35 10.8%	20 6.2%	325
I think faculty are genuinely concerned about my welfare Count Row %	104 32.3%	164 50.9%	44 13.7%	10 3.1%	322
I think administrators are genuinely concerned about my welfare Count Row %	88 27.2%	136 42.1%	66 20.4%	33 10.2%	323
I feel a sense of acceptance and belonging at the CIA Count Row %	109 33.5%	154 47.4%	46 14.2%	16 4.9%	325
I am happy to be at the CIA Count Row %	129 40.1%	163 50.6%	26 8.1%	4 1.2%	322
The faculty, staff, and administrators at the CIA treat students fairly Count Row %	88 27.0%	166 50.9%	53 16.3%	19 5.8%	326
I feel safe on campus Count Row %	130 40.2%	155 48.0%	32 9.9%	6 1.9%	323
I feel I am able to openly share my thoughts or feelings Count Row %	94 28.9%	154 47.4%	61 18.8%	16 4.9%	325
I am satisfied with my campus experience regarding diversity at the CIA Count Row %	110 33.6%	171 52.3%	28 8.6%	18 5.5%	327

	Strongly agree	Agree	Disagree	Strongly disagree	Responses
I am able to express my individuality on campus Count Row %	112 34.5%	158 48.6%	37 11.4%	18 5.5%	325
The CIA encourages an environment where diversity is appreciated Count Row %	119 36.6%	168 51.7%	28 8.6%	10 3.1%	325
Totals Total Responses					327

64. How often have you witnessed or experienced the following behaviors while at the CIA?

	Frequently	Occasionally	Rarely or never	Responses
Sexist jokes Count Row %	81 24.9%	121 37.2%	123 37.8%	325
Threats of violence made between two people who were dating or in a relationship Count Row %	9 2.8%	45 13.8%	271 83.4%	325
Physically violent conflict (pushing, grabbing, shoving, hitting) between two people who were dating or in a relationship Count Row %	3 0.9%	27 8.4%	290 90.6%	320
While under the influence of alcohol or drugs, a student (peer or friend) who left a party, bar, or social event with someone they met at the event Count Row %	18 5.6%	35 10.8%	271 83.6%	324
An intoxicated person being escorted to their rooms or apartment by another student in a way that seemed like the intoxicated person might be taken advantage of. Count Row %	10 3.1%	28 8.7%	283 88.2%	321
Totals Total Responses				325

65. If as a bystander you observed the following behaviors directed towards a friend or peer, how likely would you be to intervene to stop the behavior?

	Very likely	Likely	Unlikely	Very unlikely	Unsure	Responses
Sexist jokes Count Row %	69 21.3%	123 38.0%	54 16.7%	30 9.3%	48 14.8%	324
Threats of violence made between two people who were dating or in a relationship Count Row %	106 32.8%	117 36.2%	37 11.5%	14 4.3%	49 15.2%	323
Physically violent conflict (pushing, grabbing, shoving, hitting) between two people who were dating or in a relationship Count Row %	140 43.5%	97 30.1%	27 8.4%	15 4.7%	43 13.4%	322
While under the influence of alcohol or drugs, a peer or friend who wants to leave a party, bar, or social event with someone they just met at the event Count Row %	131 40.6%	115 35.6%	28 8.7%	14 4.3%	35 10.8%	323
Someone trying to escort an intoxicated person to their room or apartment Count Row %	138 42.9%	103 32.0%	22 6.8%	16 5.0%	43 13.4%	322
Someone placing something in an unattended drink Count Row %	239 74.5%	43 13.4%	5 1.6%	10 3.1%	24 7.5%	321
Someone attempting to get in a car with an intoxicated driver Count Row %	204 63.4%	74 23.0%	7 2.2%	11 3.4%	26 8.1%	322
Totals Total Responses						324