

OAIR Report: Campus Climate Survey Fall 2018

Project:	Fall 2018 CIA Climate Survey
Report Date:	June 24, 2019

Executive Summary

The CIA conducts a Campus Climate Survey in the fall of every year. The 2018 Campus Climate Survey was conducted in November 2018. The survey assesses the climate and culture of all domestic campus locations (NY, CA, and TX).

2026 students were invited to take part in the survey. 415 students responded to the survey with an overall response rate of 20.5%: 327 (NY), 40 (CA), 27 (TX), and 21 (unknown location).

- 68.8% (285) were between the age of 18-21; 14.5% (60) were between the age of 22-25; 8.5% (35) were between the age of 26-30
- 78% (322) were residential students; 22% (91) were commuter students
- 54.5% were enrolled in an Associate's degree (21.7 % Baking and Pastry Arts & 32.8% Culinary Arts); 39.4% were enrolled in a Bachelor's degree
- 59.3 % (246) identified as female; 35.7% (148) identified as male; 1.9% (8) identified as transgender or other
- 74.5% (309) identified as heterosexual; 9.2% (38) identified as bisexual; 6.0% (25) identified as homosexual

The following questions asked were in compliance with NY 129-B:

Report_Climate Survey 2018-19_Posting_all 3 campuses

Response Counts



Which CIA campus are you currently attending?



While at the CIA, have you experienced unwanted verbal or visual contact of a sexual nature (i.e. sexist language, photographs, gestures)?



If yes, did you disclose the incident to the following? Check all that apply.

Value	Percent	Responses
Campus Safety	3.9%	2
Law enforcement	2.0%	1
Confidential counselor	11.8%	6
CIA administration (dean/manager/director)	9.8%	5
Classmate	43.1%	22
Faculty member	13.7%	7
Other (please specify)	5.9%	3
Did not disclose	49.0%	25

When you experienced unwanted verbal or visual contact of a sexual nature, did you file a formal report to the CIA where the expectation was that the CI would investigate and take action?

Value	Percent	Responses
Yes	13.7%	7
No	86.3%	44

Totals: 51

Please rank your experience with filing a formal report to the CIA.

Value		Percent	Responses
Very satisfied		28.6%	2
Satisfied		14.3%	1
Very dissatisfied		57.1%	4
			Totals: 7

Please tell us why you chose not to formally report the incident to the CIA. (check all that apply)

Value		Percent	Responses
Afraid I would be punished for other things I was doing at the time (i.e. drinking underage, using drugs)		4.7%	2
I would feel embarrassed or ashamed. I would not want anyone to know what happened		16.3%	7
I would fear retaliation by the perpetrator(s) or others		14.0%	6
I would be concerned others would find out (i.e. friends, faculty, family)		16.3%	7
I would not want any action to be taken (i.e. arrests, legal charges, disciplinary actions)		32.6%	14
I don't think the CIA would do anything		48.8%	21
Other (please specify)		32.6%	14

While at the CIA, have you experienced unwanted sexual contact that did not involve penetration (i.e. groping, touching, kissing, fondling)?

Value		Percent	Responses
Yes		8.0%	27
No		85.5%	289
Unsure		3.0%	10
Prefer not to answer		3.6%	12
			Totals: 338

If yes, did you disclose the incident to the following? Check all that apply.

Value		Percent	Responses
Campus Safety		11.1%	3
Confidential counselor		14.8%	4
CIA administration (dean/manager/director)		14.8%	4
Classmate		22.2%	6
Faculty member		7.4%	2
Did not disclose		51.9%	14

When you experienced unwanted sexual contact that did not involve penetration, did you file a formal report to the CIA where the expectation was that the CIA would investigate and take action?

Value		Percent	Responses
Yes		22.2%	6
No		77.8%	21
			Totals: 27





Please rank your experience with filing a formal report to the CIA.

Value		Percent	Responses
Very satisfied		16.7%	1
Satisfied		33.3%	2
Very dissatisfied		50.0%	3
			Totals: 6









Please tell us why you chose not to formally report the incident to the CIA. (check all that apply)

Value		Percent	Responses
Afraid I would be punished for other things I was doing at the time (i.e. drinking underage, using drugs)		9.5%	2
I would feel embarrassed or ashamed. I would not want anyone to know what happened		23.8%	5
I would fear retaliation by the perpetrator(s) or others		23.8%	5
I would be concerned others would find out (i.e. friends, faculty, family)		28.6%	6
I would not want any action to be taken (i.e. arrests, legal charges, disciplinary actions)		33.3%	7
I don't think the CIA would do anything		57.1%	12
Other (please specify)		23.8%	5

While at the CIA, have you experienced unwanted sexual contact that did involve penetration (i.e. vaginal intercourse, anal intercourse, use of a finger or any other object)?

Value		Percent	Responses
Yes		3.6%	12
No		93.2%	314
Unsure		1.2%	4
Prefer not to answer		2.1%	7
			Totals: 337

If yes, did you disclose the incident to the following? Check all that apply.

Value		Percent	Responses
Campus Safety		25.0%	3
Law enforcement		8.3%	1
Confidential counselor		33.3%	4
CIA administration (dean/manager/director)		16.7%	2
Classmate		33.3%	4
Faculty member		16.7%	2
Other (please specify)		8.3%	1
Did not disclose		25.0%	3

When you experienced unwanted sexual contact that did involve penetration, did you file a formal report to the CIA where the expectation was that the CIA would investigate and take action?

Value		Percent	Responses
Yes		33.3%	4
No		66.7%	8
			Totals: 12

Please rank your experience with filing a formal report to the CIA.

Value		Percent	Responses
Very satisfied		25.0%	1
Satisfied		25.0%	1
Very dissatisfied		50.0%	2
			Totals: 4





Please tell us why you chose not to formally report the incident to the CIA. (check all that apply)

Value		Percent	Responses
Afraid I would be punished for other things I was doing at the time (i.e. drinking underage, using drugs)		12.5%	1
I would feel embarrassed or ashamed. I would not want anyone to know what happened		50.0%	4
I would fear retaliation by the perpetrator(s) or others		37.5%	3
I would be concerned others would find out (i.e. friends, faculty, family)		50.0%	4
I would not want any action to be taken (i.e. arrests, legal charges, disciplinary actions)		50.0%	4
I don't think the CIA would do anything		25.0%	2
Other (please specify)		25.0%	2

While at the CIA, have you ever engaged in a sexual act with someone who was under the influence of alcohol and/or drugs?

Value		Percent	Responses
Yes		7.4%	25
No		88.4%	298
Unsure		1.2%	4
Prefer not to answer		3.0%	10
			Totals: 337






While at the CIA, have you ever engaged in a sexual act with someone while you were under the influence of alcohol and/or drugs?

Value		Percent	Responses
Yes		12.2%	41
No		84.9%	286
Unsure		0.6%	2
Prefer not to answer		2.4%	8
			Totals: 337









While at the CIA, have you ever engaged in a sexual act with someone who did not give clear consent (yes) to engage in the sexual act?

Value		Percent	Responses
Yes		0.6%	2
No		97.6%	328
Unsure		0.6%	2
Prefer not to answer		1.2%	4
			Totals: 336

Hypothetically, how likely would you be to have a conversation with your sexual partner about your intentions prior to engaging in a sexual act?

Value		Percent	Responses
Very likely		54.6%	183
Likely		30.4%	102
Unlikely		4.5%	15
Very unlikely		2.7%	9
Unsure		7.8%	26
			Totals: 335

While at the CIA, what barriers prevented you from having a conversation with your sexual partner about your intentions prior to engaging in a sexual act? (check all that apply)

Value		Percent	Responses
Being given consent for prior sexual act		4.4%	14
Being in a relationship with sexual partner		7.2%	23
Alcohol or drugs		2.2%	7
Embarrassment		5.7%	18
Fear of rejection		3.1%	10
Other (please specify)		3.5%	11
I have not experienced any barriers		43.1%	137
I have not had sexual contact while at the CIA		48.7%	155

Do you know of another student (friend or peer) who has experienced unwanted sexual contact of any kind?

Value		Percent	Responses
Yes, I am certain		20.8%	70
Yes, but uncertain		11.9%	40
No		67.3%	226
			Totals: 336

In the state of New York, what components make up the definition of affirmative consent?

Value		Percent	Responses
A decision among all participants to engage in sexual activity		15.5%	41
Consent can be given by words or actions that create clear permission		4.9%	13
Silence or lack of resistance does not demonstrate consent		2.6%	7
Consent does not vary based upon a participant's sex, sexual orientation, gender identity, or gender expression		0.4%	1
Both A and D		16.2%	43
All of the above		60.4%	160
			Totals: 265

In the state of California, what components make up the definition of affirmative consent?




Value	Percent	Responses
Agreement to engage in sexual activity	21.2%	7
Each person involved is responsible to have consent of the other or others to engage in sexual activity	6.1%	2
Silence, lack of resistance, or protest does not demonstrate consent	3.0%	1
Affirmative consent can be revoked at any time	6.1%	2
Both A and D	15.2%	5
All of the above	48.5%	16
		Totals: 33

While enrolled at the CIA, please indicate if you have experienced any of the following on or off campus.

On campus - Sexual assault (rape, fondling, groping)

Value		Percent	Responses
Yes		5.8%	19
No		91.8%	303
Prefer not to answer		2.4%	8
			Totals: 330




Off campus - Sexual assault (rape, fondling, groping)

Value		Percent	Responses
Yes		6.3%	19
No		92.0%	276
Prefer not to answer		1.7%	5
			Totals: 300




On campus - Stalking (electronic or in person)

Value		Percent	Responses
Yes		8.4%	28
No		89.5%	297
Prefer not to answer		2.1%	7
			Totals: 332



Off campus - Stalking (electronic or in person)

Value		Percent	Responses
Yes		9.1%	27
No		89.3%	266
Prefer not to answer		1.7%	5
			Totals: 298

On campus - Dating violence (sexual or physical abuse by an intimate social partner or acquaintance)

Value		Percent	Responses
Yes		1.8%	6
No		96.4%	320
Prefer not to answer		1.8%	6
			Totals: 332




Off campus - Dating violence (sexual or physical abuse by an intimate social partner or acquaintance)

Value		Percent	Responses
Yes		4.1%	12
No		94.6%	280
Prefer not to answer		1.4%	4
			Totals: 296

On campus - Domestic violence (sexual or physical abuse by an intimate partner or spouse with shared living situations)

Value		Percent	Responses
Yes		1.2%	4
No		97.9%	324
Prefer not to answer		0.9%	3
			Totals: 331

Off campus - Domestic violence (sexual or physical abuse by an intimate partner or spouse with shared living situations)

Value		Percent	Responses
Yes		2.3%	7
No		97.0%	289
Prefer not to answer		0.7%	2
			Totals: 298

Please indicate whether you are aware of the following statements that highlight differences between CIA policies or procedures and state penal law (choose yes if you were aware before reading the differences in this survey question).

	Yes, I was aware of this	No, I was not aware of this	I am unsure	Responses
Crimes reported to law enforcement must be proven using the "beyond a reasonable doubt" standard of evidence. Count Row %	211 63.9%	63 19.1%	56 17.0%	330
A violation of CIA policy must be proven by a "more likely than not" (preponderance of evidence) standard of evidence. Count Row %	188 57.0%	87 26.4%	55 16.7%	330
Criminal charges and trials are made public. Count Row %	216 65.7%	71 21.6%	42 12.8%	329
The CIA offers confidential reporting options (through Counseling Services) Count Row %	249 75.9%	46 14.0%	33 10.1%	328
If found guilty by a court, an individual may be fined, imprisoned, or both. Count Row %	279 84.8%	22 6.7%	28 8.5%	329
If found responsible for violating CIA policy, an individual may face sanctions of warning, demerits, suspension, or expulsion. Count Row %	296 90.0%	12 3.6%	21 6.4%	329
If found responsible, a student's transcript may be marked to reflect the outcome. Count Row %	248 75.6%	51 15.5%	29 8.8%	328
There may be a difference in State and CIA definitions for sexual assault, domestic violence, dating violence, and stalking. Count Row %	222 67.7%	66 20.1%	40 12.2%	328
Totals Total Responses				330

If someone were to report a sexual assault to campus authorities, I believe the CIA would:

	Strongly agree	Agree	Disagree	Strongly disagree	Unsure	Responses
Take the report seriously Count Row %	150 49.3%	100 32.9%	21 6.9%	16 5.3%	17 5.6%	304
Take steps to protect the safety of the person making the report Count Row %	147 48.4%	92 30.3%	29 9.5%	16 5.3%	20 6.6%	304
Conduct a thorough, equitable, and unbiased investigation of the reported incident(s) Count Row %	138 45.4%	80 26.3%	36 11.8%	23 7.6%	27 8.9%	304
Take appropriate action against the perpetrator if determined that the accused was responsible for sexual misconduct Count Row %	141 46.4%	93 30.6%	29 9.5%	16 5.3%	25 8.2%	304
Assist with contacting law enforcement at the request of the victim/complainant Count Row %	140 46.1%	105 34.5%	22 7.2%	15 4.9%	22 7.2%	304
Provide support services such as, but not limited to, counseling, a rape advocate, academic support, and/or medical assistance Count Row %	140 46.1%	106 34.9%	23 7.6%	13 4.3%	22 7.2%	304
Totals Total Responses						304

The following people or offices are available resources where a student may report or disclose an incident of sexual misconduct. If you experienced or were a witness to sexual misconduct including, but not limited to, sexual harassment, sexual assault, dating/domestic violence, or stalking, would you do the following? Indicate two things: whether you would know how and whether you would be likely to.

Would you know how to? - Disclose the incident to a CIA staff member I know and trust

Value		Percent	Responses
I am aware how to		82.8%	250
I am not aware how to		17.2%	52
			Totals: 302

Would you be likely to? - Disclose the incident to a CIA staff member I know and trust

Value		Percent	Responses
I would be likely to		73.6%	212
I would be unlikely to		26.4%	76
			Totals: 288

Would you know how to? - Report the incident to the CIA's Title IX Coordinator

Value		Percent	Responses
I am aware how to		45.7%	137
I am not aware how to		54.3%	163
			Totals: 300

Would you be likely to? - Report the incident to the CIA's Title IX Coordinator

Value		Percent	Responses
I would be likely to		65.0%	186
I would be unlikely to		35.0%	100
			Totals: 286

Would you know how to? - Report the incident to campus safety/security

Value		Percent	Responses
I am aware how to		90.6%	270
I am not aware how to		9.4%	28
			Totals: 298

Would you be likely to? - Report the incident to campus safety/security

Value		Percent	Responses
I would be likely to		80.0%	228
I would be unlikely to		20.0%	57
			Totals: 285

Would you know how to? - Report the incident to a Residence Life staff member

Value		Percent	Responses
I am aware how to		83.8%	249
I am not aware how to		16.2%	48
			Totals: 297

Would you be likely to? - Report the incident to a Residence Life staff member

Value		Percent	Responses
I would be likely to		71.6%	202
I would be unlikely to		28.4%	80
			Totals: 282

Would you know how to? - Report the incident to a faculty member

Value		Percent	Responses
I am aware how to		85.2%	254
I am not aware how to		14.8%	44
			Totals: 298

Would you be likely to? - Report the incident to a faculty member

Value		Percent	Responses
I would be likely to		67.3%	191
I would be unlikely to		32.7%	93
			Totals: 284

Would you know how to? - Seek confidential counseling from an on-campus counselor/therapist

Value		Percent	Responses
I am aware how to		86.9%	259
I am not aware how to		13.1%	39
			Totals: 298

Would you be likely to? - Seek confidential counseling from an on-campus counselor/therapist

Value		Percent	Responses
I would be likely to		74.9%	212
I would be unlikely to		25.1%	71
			Totals: 283

Would you know how to? - Seek medical attention at a local hospital or clinic

Value		Percent	Responses
I am aware how to		86.6%	258
I am not aware how to		13.4%	40
			Totals: 298

Would you be likely to? - Seek medical attention at a local hospital or clinic

Value		Percent	Responses
I would be likely to		83.9%	239
I would be unlikely to		16.1%	46
			Totals: 285

Would you know how to? - Seek support and advocacy services from off-campus resources (i.e. Rape Crisis Center)

Value		Percent	Responses
I am aware how to		65.8%	196
I am not aware how to		34.2%	102
			Totals: 298

Would you be likely to? - Seek support and advocacy services from off-campus resources (i.e. Rape Crisis Center)

Value		Percent	Responses
I would be likely to		69.0%	196
I would be unlikely to		31.0%	88
			Totals: 284

Would you know how to? - Report the incident to off-campus law enforcement

Value		Percent	Responses
I am aware how to		86.6%	259
I am not aware how to		13.4%	40
			Totals: 299

Would you be likely to? - Report the incident to off-campus law enforcement

Value		Percent	Responses
I would be likely to		78.2%	223
I would be unlikely to		21.8%	62
			Totals: 285

Would you know how to? - Take steps to preserve evidence (i.e. not shower)

Value	Percent	Responses
I am aware how to	88.3%	264
I am not aware how to	11.7%	35
		Totals: 299

Would you be likely to? - Take steps to preserve evidence (i.e. not shower)

Value	Percent	Responses
I would be likely to	84.0%	241
I would be unlikely to	16.0%	46
		Totals: 287

Would you know how to? - Seek academic assistance through Student Affairs or the Title IX Coordinator

Value		Percent	Responses
I am aware how to		64.0%	192
I am not aware how to		36.0%	108
			Totals: 300

Would you be likely to? - Seek academic assistance through Student Affairs or the Title IX Coordinator

Value		Percent	Responses
I would be likely to		71.4%	205
I would be unlikely to		28.6%	82
			Totals: 287

Would you know how to? - Report the incident through the online form available 24 hours

Value		Percent	Responses
I am aware how to		53.7%	160
I am not aware how to		46.3%	138
			Totals: 298

Would you be likely to? - Report the incident through the online form available 24 hours

Value		Percent	Responses
I would be likely to		74.6%	212
I would be unlikely to		25.4%	72
			Totals: 284

Would you know how to? - Report the incident through the 24 hour phone service


Value		Percent	Responses
I am aware how to		56.9%	169
I am not aware how to		43.1%	128
			Totals: 297

Would you be likely to? - Report the incident through the 24 hour phone service

Value		Percent	Responses
I would be likely to		68.9%	195
I would be unlikely to		31.1%	88
			Totals: 283

If you experienced sexual misconduct including, but not limited to, sexual harassment, sexual assault, dating/domestic violence, or stalking, what barriers would prevent you from reporting the incident to CIA officials? (check all that apply)

Value		Percent	Responses
I would not know who to tell		18.4%	45
I would want to deal with it on my own		31.0%	76
I am too busy with academics, work, etc.		19.6%	48
Afraid I would be punished for other things I was doing at the time (i.e. drinking underage, using drugs)		27.3%	67
I would feel embarrassed or ashamed; I would not want anyone to know what happened		40.0%	98
I would feel partly at fault or that it was not totally the other person's fault		20.4%	50

Value		Percent	Responses
I would fear retaliation by the perpetrator(s) or others		34.7%	85
I would want to forget it happened		37.6%	92
I would be concerned others would find out (i.e. friends, faculty, family)		33.1%	81
I would not want others to worry about me		31.0%	76
I wouldn't know if it was serious enough to report it		27.3%	67
Lack of evidence or proof		42.0%	103
I would be afraid I would be treated with hostility by the CIA official		24.1%	59
I would fear being blamed		30.6%	75
I would fear that I would not be believed		44.5%	109
I wouldn't want anyone to tell me what I had to do		14.3%	35
I would not want any action to be taken (i.e. arrests, legal charges, disciplinary action)		9.8%	24
I don't think the CIA administration would do anything		23.3%	57
I do not think the perpetrator would be found guilty		24.5%	60
I would not want the person to get in trouble, ruin the person's life, or hurt their future		10.6%	26
I would worry that if I told someone, the CIA would take action on their own without my permission		21.2%	52
Other (please specify)		5.7%	14

Do you believe sexual assault is a problem on this campus?

Value		Percent	Responses
Yes		21.9%	66
No		38.7%	117
Unsure		39.4%	119
			Totals: 302

Are you aware that the CIA has a designated Title IX Coordinator who ensures cases of sexual misconduct are properly documented, investigated, and adjudicated?

Value		Percent	Responses
Yes		54.8%	165
No		45.2%	136
			Totals: 301

Are you aware that the CIA has a policy of prohibiting harassment, sexual misconduct, and discrimination that outlines specific procedures the college will follow if an incident is reported?

Value		Percent	Responses
Yes		85.7%	257
No		14.3%	43
			Totals: 300

If as a bystander you observed the following behaviors directed towards a friend or peer, how likely would you be to intervene to stop the behavior?

	Very likely	Likely	Unlikely	Very unlikely	Unsure	Responses
Sexist jokes						
Count	66	113	73	17	32	301
Row %	21.9%	37.5%	24.3%	5.6%	10.6%	
Threats of violence made between two people who were dating or in a relationship						
Count	113	107	34	12	35	301
Row %	37.5%	35.5%	11.3%	4.0%	11.6%	
Physically violent conflict (pushing, grabbing, shoving, hitting) between two people who were dating or in a relationship						
Count	136	100	25	11	29	301
Row %	45.2%	33.2%	8.3%	3.7%	9.6%	
While under the influence of alcohol or drugs, a peer or friend who wants to leave a party, bar, or social event with someone they just met at the event						
Count	118	109	28	18	27	300
Row %	39.3%	36.3%	9.3%	6.0%	9.0%	
Someone trying to escort an intoxicated person to their room or apartment						
Count	125	92	27	18	35	297
Row %	42.1%	31.0%	9.1%	6.1%	11.8%	
Someone placing something in an unattended drink						
Count	200	62	7	12	15	296
Row %	67.6%	20.9%	2.4%	4.1%	5.1%	
Someone attempting to get in a car with an intoxicated driver						
Count	169	87	9	11	19	295
Row %	57.3%	29.5%	3.1%	3.7%	6.4%	
Totals						
Total Responses						301